

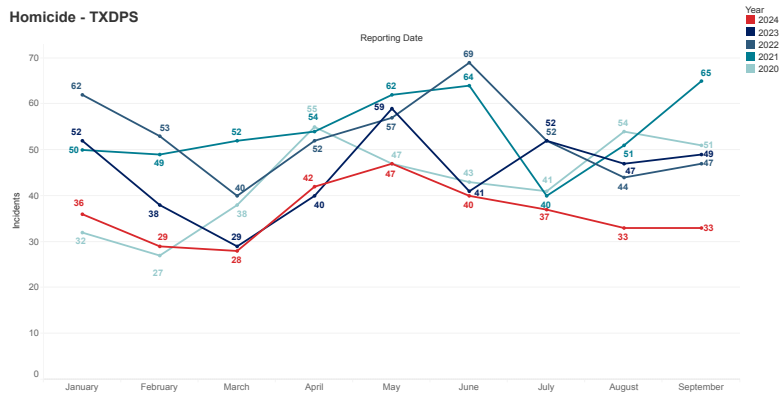
# MONTHLY CRIME INDEX

## SEPTEMBER 2024

In our **Monthly Crime Index**, we aim to provide you with an accurate representation of crime statistics in Harris County, Houston. The monthly statistics are represented in two graphs. The top graph reflects offenses occurrences retrieved from the Texas Department of Public Safety (TXDPS) Offense Distribution Report and reflects offense occurrences as reported by Harris County Sheriff's Office (HCSO), Houston Police Department (HPD), Pasadena Police Department (PPD) and Baytown Police Department (BPD). The bottom graph presents data retrieved from Harris County District Clerk's office (HCDC) and represents criminal cases filed in Harris County. Represented here are the figures from the month of September until month of September over the past five years for the categories of **Homicide, Aggravated Assault, Sexual Assault, and Weapons Violations**.

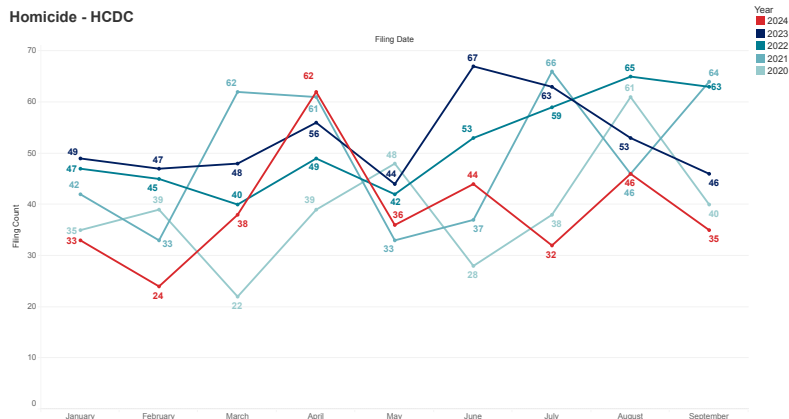
## HOMICIDE:

Homicide - TXDPS



Shows the number of homicide offenses that occurred from 2020 to 2024. Data was retrieved from Texas DPS NIBRS Offense Distribution for Crimes Against Person (Offense Attempted/Completed). Data was filtered for Pasadena PD, Baytown PD, Harris County SO and Houston PD reports.

Homicide - HCDC



Shows the number of Homicide cases filed from 2020 to 2024 reported by Harris County District Clerk.

### OFFENSE OCCURRENCES

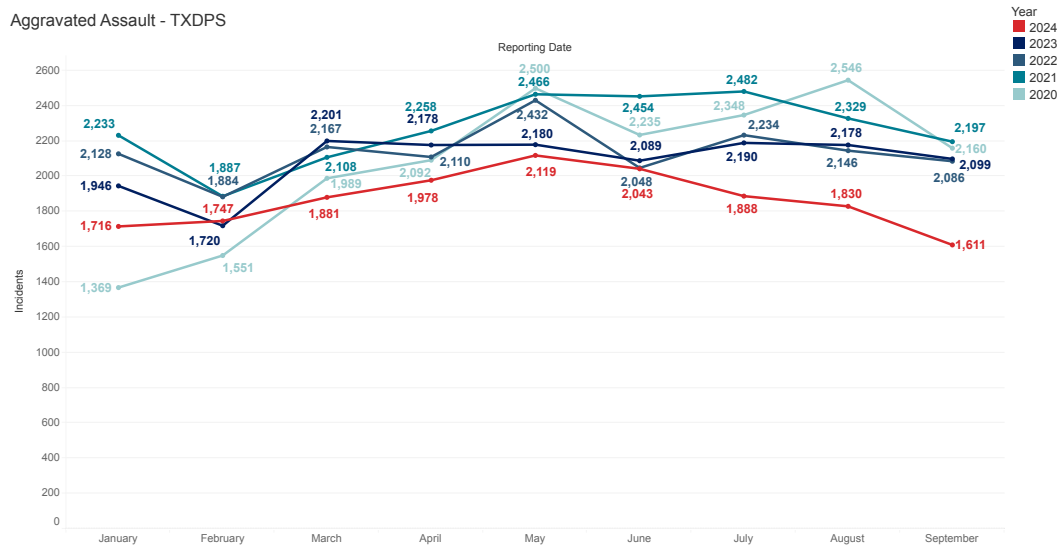
In September 2020, Harris County law enforcement reported 51 Homicide offenses. This number rose to 65 in September 2021, marking a 27.45% increase from the previous year. In September 2022, the number of reported offenses decreased to 47, indicating a 27.69% drop from September 2021. The count slightly increased in September 2023 to 49, reflecting a 4.26% rise from the previous year. Finally, in September 2024, there was a significant decline to 33 reported homicide offenses, representing a **32.65% decrease** from September 2023. Comparing the highest number of reported offenses in September across the five years, September 2021 saw the highest count with 65 offenses, while September 2024 had the lowest with 33 reported offenses. This analysis reveals notable fluctuations in the number of Homicide offenses over the past five years, showing a mix of increases and decreases.

### CASES FILED

The data reveals the count of Homicide criminal cases filed in Harris County from September 2020 to September 2024. In September 2020, 40 Homicide criminal cases were filed, which then increased significantly to 64 in September 2021, representing a 60% increase. In September 2022, the number of cases slightly decreased to 63, marking a 1.56% decline from the previous year. However, in September 2023, the number of cases filed dropped further to 46, indicating a 26.98% decrease. Finally, in September 2024, the number of Homicide cases filed decreased again to 35, representing a **23.91% decline** compared to the previous year. This analysis highlights notable fluctuations in the number of homicide criminal cases filed in Harris County over the five-year period, showing a pattern of alternating increases and decreases.

# AGGRAVATED ASSAULT

Aggravated Assault - TXDPS

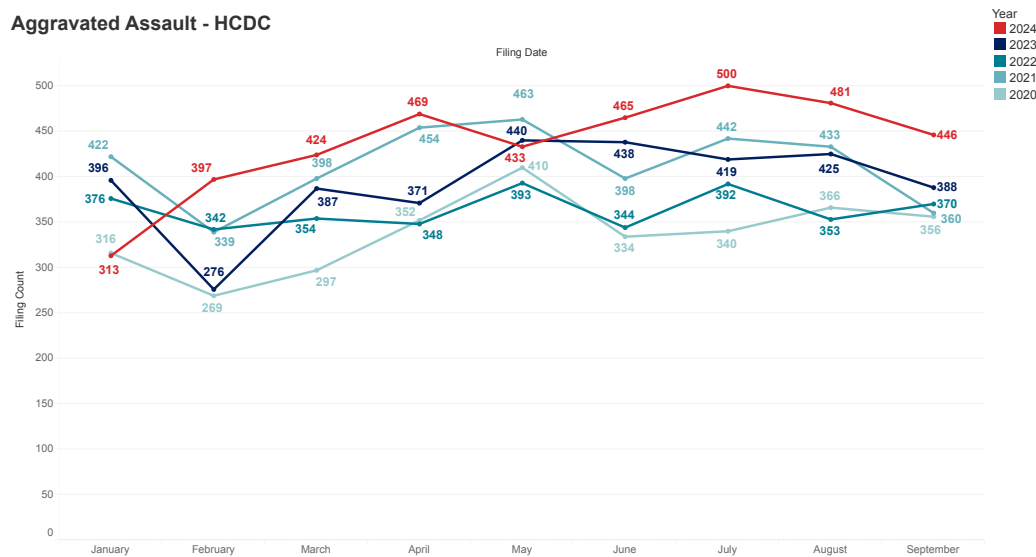


Shows the number of aggravated assault offenses that occurred from 2020 to 2024. Data was retrieved from Texas DPS NIBRS Offense Distribution for Crimes Against Person (Offense Attempted/Completed). Data was filtered for Pasadena PD, Baytown PD, Harris County SO and Houston PD reports.

## OFFENSE OCCURRENCES

In September 2020, Harris County law enforcement reported 2,160 Aggravated Assault incidents. The following year in September 2021, this number increased slightly to 2,197, representing a 1.71% rise from the previous year. In September 2022, the number of reported incidents declined to 2,086, marking a 5.05% decrease from September 2021. In September 2023, there was a slight increase to 2,099 incidents, reflecting a 0.62% rise from the previous year. Finally, in September 2024, the number of reported incidents dropped significantly to 1,611, representing a **23.25% decrease** from the prior year. Comparing the highest and lowest reported Aggravated Assault incidents in September between 2020 and 2024, September 2021 saw the highest count with 2,197 incidents, while September 2024 saw the lowest number with 1,611 incidents. This analysis reveals substantial fluctuations in the count of Aggravated Assault incidents over the past five years, demonstrating notable changes in trends annually.

Aggravated Assault - HCDC



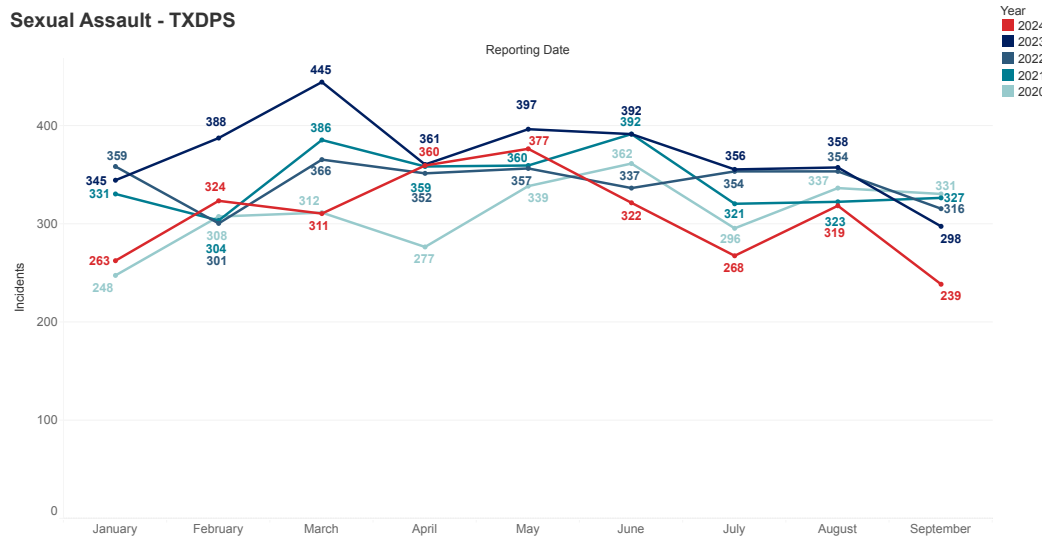
Shows the number of Aggravated Assault cases filed from 2020 to 2024 reported by Harris County District Clerk.

## CASES FILED

The data reveals the count of Aggravated Assault criminal cases filed in Harris County from September 2020 to September 2024. In September 2020, 356 Aggravated Assault criminal cases were filed, which slightly increased to 360 in September 2021, representing a 1.12% rise from the previous year. In September 2022, the number of cases rose further to 370, indicating a 2.78% increase from September 2021. In September 2023, the count continued to grow, reaching 388 cases, which reflects a 4.86% increase. Finally, in September 2024, the number of cases rose to 446, showing a significant **14.95% rise** from the previous year. This analysis provides insights into the upward trend in Aggravated Assault criminal cases filed in Harris County over this five-year period, with consistent increases each year.

# SEXUAL ASSAULT

Sexual Assault - TXDPS



Shows the number of sexual assault offenses that occurred from 2020 to 2024. Data was retrieved from Texas DPS NIBRS Offense Distribution for Crimes Against Person (Offense Attempted/Completed). Data was filtered for Pasadena PD, Baytown PD, Harris County SO and Houston PD reports.

## OFFENSE OCCURRENCES

In September 2020, Harris County law enforcement reported 331 Sexual Assault offenses. This number slightly decreased to 327 in September 2021, marking a 1.21% decrease from the previous year. In September 2022, the number of reported offenses decreased further to 316, reflecting a 3.36% drop from September 2021. In September 2023, there was another decline to 298 offenses, which represents a 5.70% decrease compared to the previous year. Finally, in September 2024, the number of reported offenses saw a significant decline to 239, representing a **19.80% decrease** from September 2023. Comparing the highest and lowest reported Sexual Assault offenses in September across the five years, September 2020 holds the record with 331 reported offenses, while September 2024 has the lowest count at 239 offenses. This analysis reveals a consistent decline in the count of Sexual Assault offenses over the past five years, showcasing a pattern of decreases.

Sexual Assault - HCDC



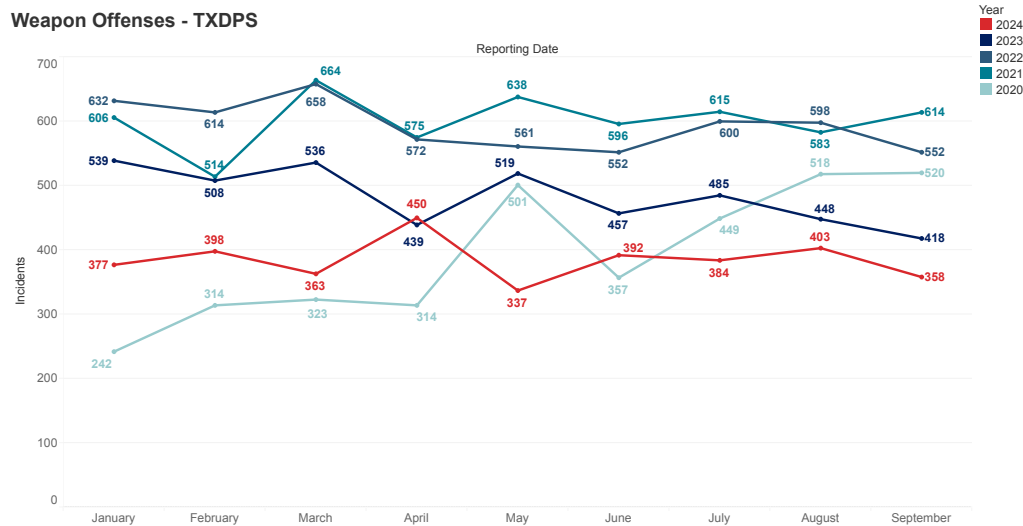
Shows the number of Sexual Assault cases filed from 2020 to 2024 reported by Harris County District Clerk.

## CASES FILED

The data reveals the count of Sexual Assault criminal cases filed in Harris County from September 2020 to September 2024. In September 2020, 68 Sexual Assault criminal cases were filed, which increased slightly to 69 in September 2021, marking a 1.47% increase from the previous year. In September 2022, the number of cases filed declined to 48, representing a 30.43% decrease from September 2021. However, in September 2023, the number of cases filed rose significantly to 77, reflecting a **60.42% increase** from the previous year. Finally, in September 2024, the number of cases filed further increased to 90, indicating a 16.88% rise from September 2023. This analysis provides insights into the fluctuations and trends in the count of Sexual Assault criminal cases filed in Harris County over the specified timeframe, highlighting significant shifts year over year.

# WEAPON OFFENSES

## Weapon Offenses - TXDPS

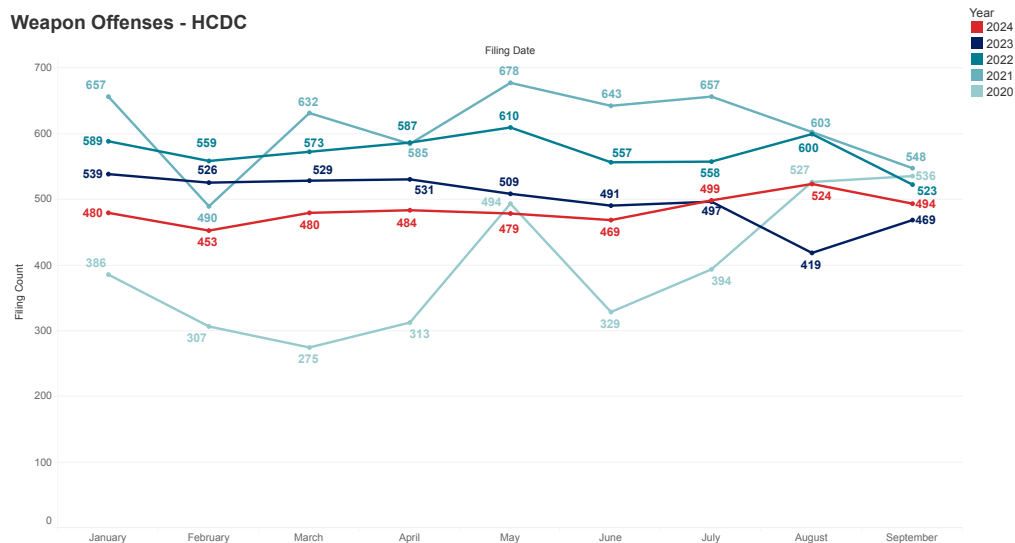


Shows the number of weapon offenses that occurred from 2020 to 2024. Data was retrieved from Texas DPS NIBRS Offense Distribution for Crimes Against Person (Offense Attempted/Completed). Data was filtered for Pasadena PD, Baytown PD, Harris County SO and Houston PD reports.

## OFFENSE OCCURRENCES

The data portrays the count of Weapons Offenses reported in Harris County from September 2020 to September 2024. In September 2020, Harris County law enforcement reported 520 Weapons Violations. This number increased to 614 in September 2021, marking an 18.08% rise from the previous year. In September 2022, the count decreased to 552 reported violations, indicating a 10.10% decline from September 2021. In September 2023, there was a sharp decline to 418 offenses reported, reflecting a 24.28% decrease from the previous year. Finally, in September 2024, the number of reported offenses decreased again to 358, representing a **14.35% decline** from September 2023. Comparing the highest and lowest reported Weapons Offense occurrences in September over the five years, September 2021 holds the record with 614 reported offenses, while September 2024 has the lowest count at 358 reported offenses. This analysis unveils significant fluctuations in the count of Weapons Violations over the past five years, showcasing both rises and declines.

## Weapon Offenses - HCDC



Shows the number of Weapon Offense cases filed from 2020 to 2024 reported by Harris County District Clerk.

## CASES FILED

The data reveals the count of Weapons Offense criminal cases filed in Harris County from September 2020 to September 2024. In September 2020, 536 Weapons Violations criminal cases were filed, which increased slightly to 548 in September 2021, marking a 2.24% rise from the previous year. In September 2022, the number of cases filed decreased to 523, representing a 4.56% decline from September 2021. In September 2023, the number of cases dropped further to 469, reflecting a 10.33% decrease from the previous year. Finally, in September 2024, the number of cases filed rose again to 494, representing a **5.33% increase** from September 2023. This analysis provides insights into the fluctuations and trends in the count of Weapons Violation criminal cases filed in Harris County over the specified timeframe, highlighting both increases and decreases year over year.