

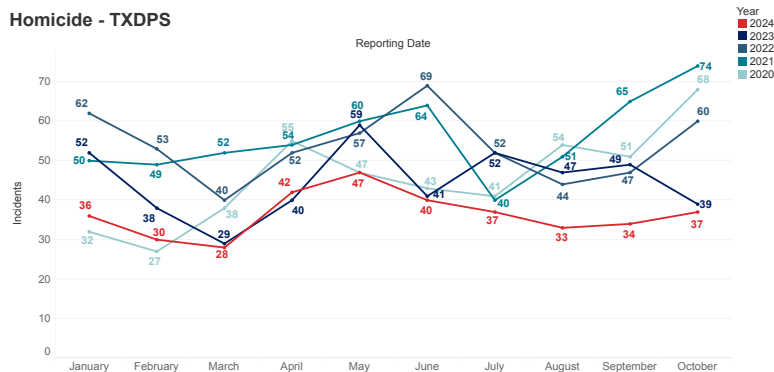
# MONTHLY CRIME INDEX

## OCTOBER 2024

In our **Monthly Crime Index**, we aim to provide you with an accurate representation of crime statistics in Harris County, Houston. The monthly statistics are represented in two graphs. The top graph reflects offenses occurrences retrieved from the Texas Department of Public Safety (TXDPS) Offense Distribution Report and reflects offense occurrences as reported by Harris County Sheriff's Office (HCSO), Houston Police Department (HPD), Pasadena Police Department (PPD) and Baytown Police Department (BPD). The bottom graph presents data retrieved from Harris County District Clerk's office (HCDC) and represents criminal cases filed in Harris County. Represented here are the figures from the month of October until month of October over the past five years for the categories of **Homicide, Aggravated Assault, Sexual Assault, and Weapons Violations**.

## HOMICIDE:

Homicide - TXDPS

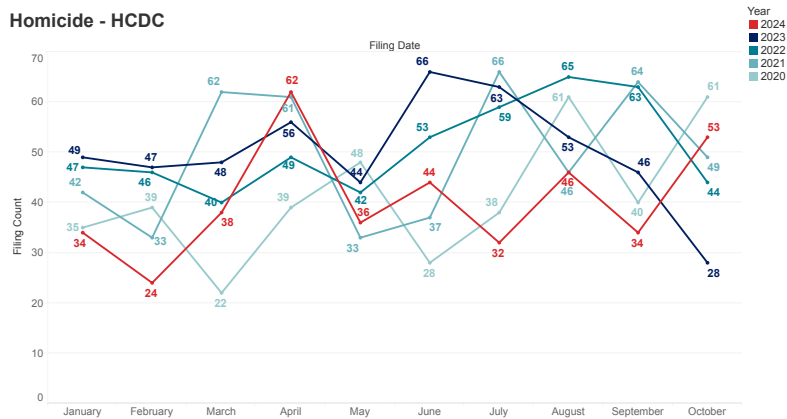


Shows the number of homicide offenses that occurred from 2020 to 2024. Data was retrieved from Texas DPS NIBRS Offense Distribution for Crimes Against Person (Offense Attempted/Completed). Data was filtered for Pasadena PD, Baytown PD, Harris County SO and Houston PD reports.

### OFFENSE OCCURRENCES

The data reveals the count of Homicide offenses reported in Harris County from October 2020 to October 2024. In October 2020, Harris County law enforcement reported 68 Homicide offenses. The following year, in October 2021, the number increased to 74, marking an 8.82% rise from the previous year. In October 2022, the number of reported offenses decreased to 60, reflecting a 18.92% drop from October 2021. In October 2023, there was a further decline to 39 offenses, representing a 35% decrease from the previous year. Finally, in October 2024, the number of reported Homicide offenses slightly decreased to 37, showing a **5.13% decrease from October 2023**. Comparing the highest and lowest reported offenses in October over the five years, October 2021 holds the highest count with 74 offenses, while October 2024 has the lowest with 37 offenses. This analysis highlights the fluctuations in the number of Homicide offenses over the past five years, with a mix of increases and decreases year over year.

Homicide - HCDC



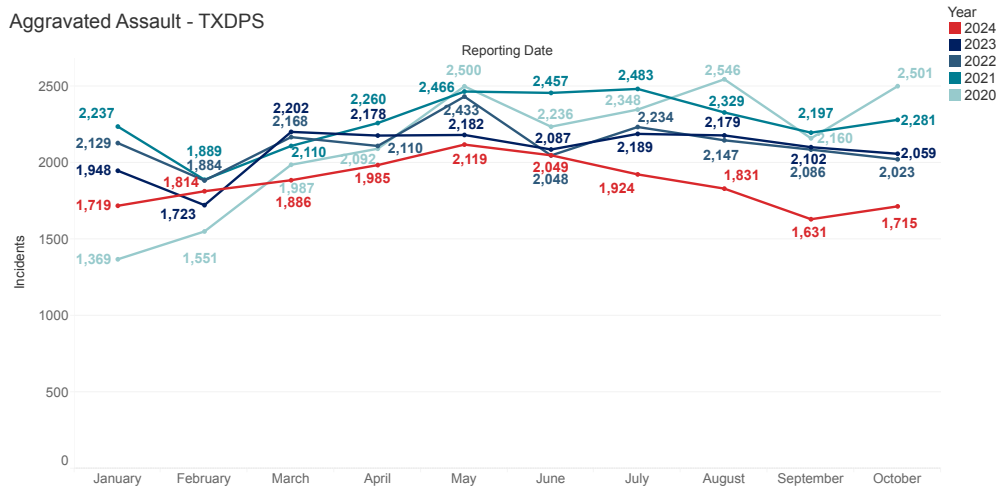
Shows the number of Homicide cases filed from 2020 to 2024 reported by Harris County District Clerk.

### CASES FILED

The data reveals the count of Homicide criminal cases filed in Harris County from October 2020 to October 2024. In October 2020, 61 Homicide criminal cases were filed. The following year, in October 2021, the number decreased to 49, marking a 19.67% decline from the previous year. In October 2022, the number of cases filed dropped further to 44, reflecting a 10.20% decrease from October 2021. In October 2023, the number of cases filed decreased to 28, representing a 36.36% decline from the previous year. Finally, in October 2024, the number of cases filed rose to 53, showing an **89.29% increase from October 2023**. This analysis highlights significant fluctuations in the number of Homicide criminal cases filed in Harris County over the past five years.

# AGGRAVATED ASSAULT

Aggravated Assault - TXDPS

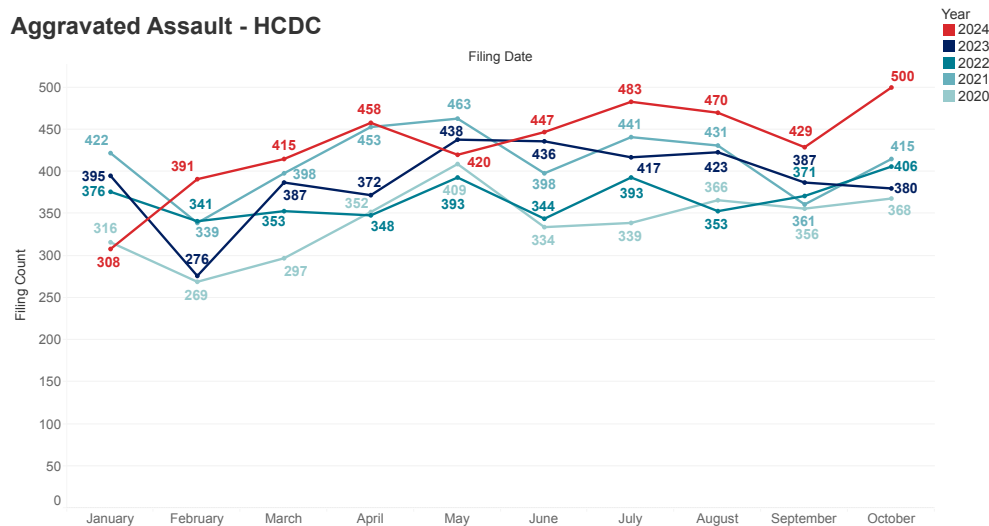


Shows the number of aggravated assault offenses that occurred from 2020 to 2024. Data was retrieved from Texas DPS NIBRS Offense Distribution for Crimes Against Person (Offense Attempted/Completed). Data was filtered for Pasadena PD, Baytown PD, Harris County SO and Houston PD reports.

## OFFENSE OCCURRENCES

The data reveals the count of Aggravated Assault incidents reported in Harris County from October 2020 to October 2024. In October 2020, 2,501 Aggravated Assault incidents were reported. In October 2021, this number decreased to 2,281, reflecting a 8.82% decline from the previous year. In October 2022, the count of incidents dropped further to 2,023, marking a 11.31% decrease from October 2021. In October 2023, the number of incidents slightly decreased again to 2,059, reflecting a 2.74% decline from the previous year. Finally, in October 2024, the number of reported incidents dropped significantly to 1,715, representing a **16.68% decrease** from October 2023. Comparing the highest and lowest counts of Aggravated Assault incidents reported in October between 2020 and 2024, October 2020 saw the highest number with 2,501 incidents, while October 2024 recorded the lowest number with 1,715 incidents. This analysis highlights substantial fluctuations in the count of Aggravated Assault incidents over the past five years, demonstrating notable year-over-year changes.

Aggravated Assault - HCDC



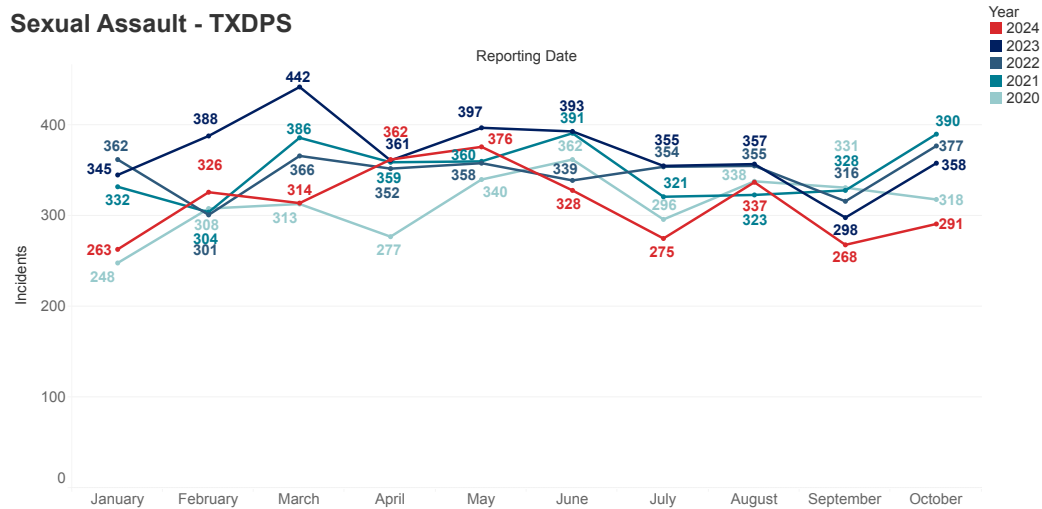
Shows the number of Aggravated Assault cases filed from 2020 to 2024 reported by Harris County District Clerk.

## CASES FILED

The data reveals the count of Aggravated Assault criminal cases filed in Harris County from October 2020 to October 2024. In October 2020, 368 Aggravated Assault criminal cases were filed, which increased to 415 in October 2021, representing a 12.78% rise from the previous year. In October 2022, the number of cases slightly decreased to 406, marking a 2.17% decline from October 2021. In October 2023, the count dropped further to 380, reflecting a 6.41% decrease. Finally, in October 2024, the number of cases rose significantly to 500, showing a **31.58% increase** from the previous year. This analysis highlights the fluctuations in the number of Aggravated Assault criminal cases filed in Harris County.

# SEXUAL ASSAULT

## Sexual Assault - TXDPS

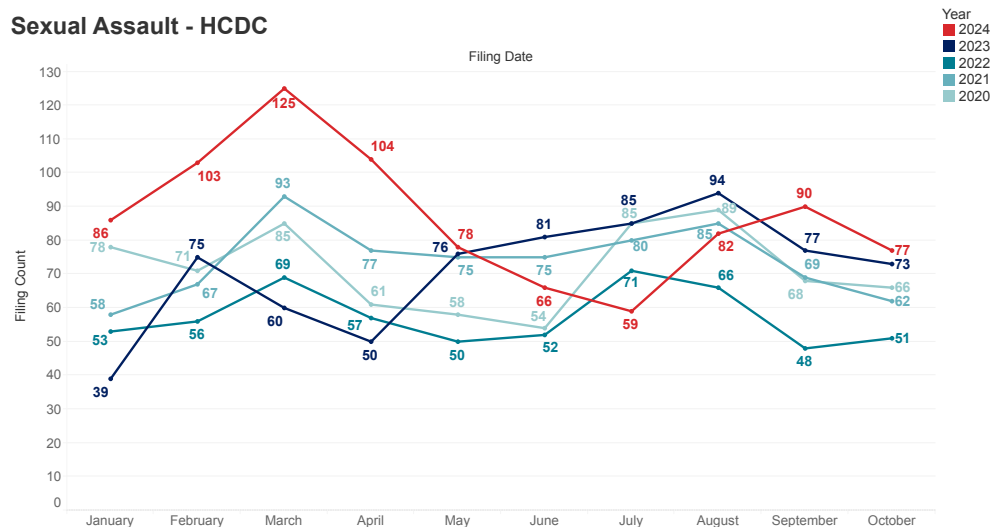


Shows the number of sexual assault offenses that occurred from 2020 to 2024. Data was retrieved from Texas DPS NIBRS Offense Distribution for Crimes Against Person (Offense Attempted/Completed). Data was filtered for Pasadena PD, Baytown PD, Harris County SO and Houston PD reports.

## OFFENSE OCCURRENCES

In October 2020, Harris County law enforcement reported 318 Sexual Assault offenses. This number increased significantly to 390 in October 2021, marking a 22.66% rise from the previous year. In October 2022, the number of reported offenses decreased to 377, reflecting a 3.33% decline from October 2021. In October 2023, the number dropped further to 358 offenses, which represents a 5.03% decrease compared to the previous year. Finally, in October 2024, the number of reported offenses saw another decline to 291, representing a **18.69% decrease** from October 2023. Comparing the highest and lowest reported Sexual Assault offenses in October across the five years, October 2021 holds the record with 390 offenses, while October 2024 has the lowest count at 291 offenses. This analysis reveals a consistent decline in the count of Sexual Assault offenses over the past five years.

## Sexual Assault - HCDC



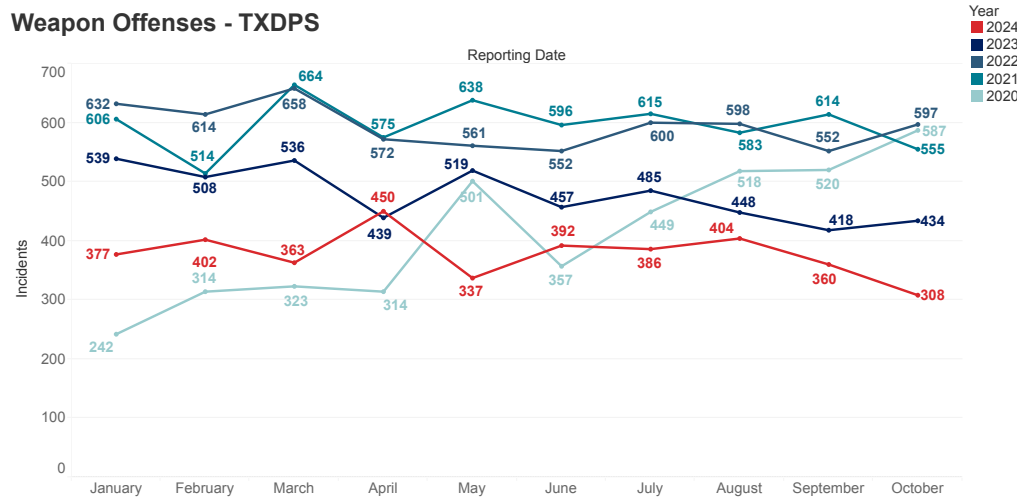
Shows the number of Sexual Assault cases filed from 2020 to 2024 reported by Harris County District Clerk.

## CASES FILED

The data reveals the count of Sexual Assault criminal cases filed in Harris County from October 2020 to October 2024. In October 2020, 66 Sexual Assault criminal cases were filed, which decreased slightly to 62 in October 2021, marking a 6.06% decline from the previous year. In October 2022, the number of cases filed declined further to 51, representing a 17.74% decrease from October 2021. However, in October 2023, the number of cases filed rose significantly to 73, reflecting a **43.14% increase** from the previous year. Finally, in October 2024, the number of cases filed further increased to 77, indicating a 5.48% rise from October 2023. This analysis provides insights into the fluctuations and trends in the count of Sexual Assault criminal cases filed in Harris County over the specified timeframe, highlighting significant shifts year over year.

# WEAPON OFFENSES

## Weapon Offenses - TXDPS

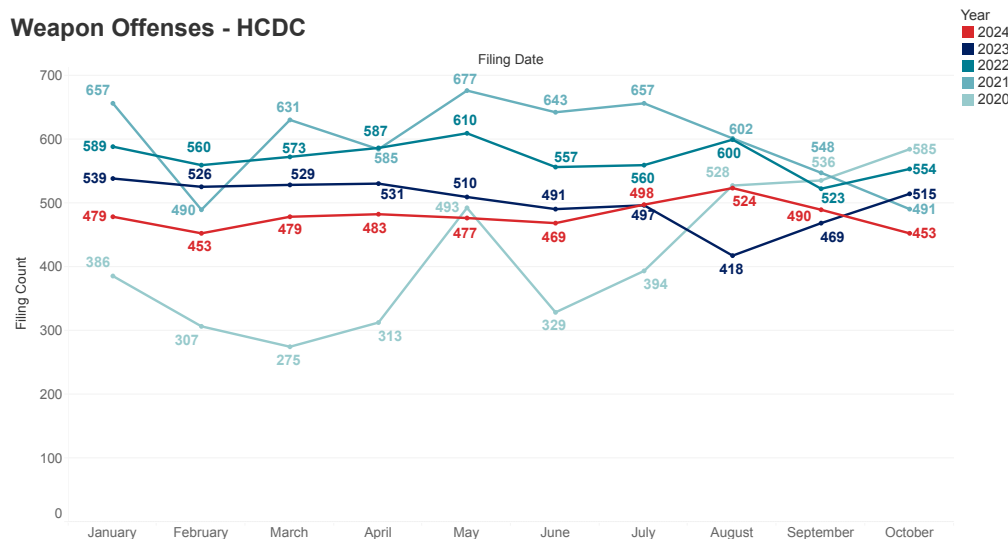


Shows the number of weapon offenses that occurred from 2020 to 2024. Data was retrieved from Texas DPS NIBRS Offense Distribution for Crimes Against Person (Offense Attempted/Completed). Data was filtered for Pasadena PD, Baytown PD, Harris County SO and Houston PD reports.

## OFFENSE OCCURRENCES

The data portrays the count of Weapons Offenses reported in Harris County from October 2020 to October 2024. In October 2020, Harris County law enforcement reported 587 Weapons Violations. This number decreased slightly to 555 in October 2021, marking a 5.46% decline from the previous year. In October 2022, the count increased to 597 reported violations, reflecting a 7.57% rise from October 2021. In October 2023, there was a sharp decline to 434 offenses reported, representing a 27.29% decrease from the previous year. Finally, in October 2024, the number of reported offenses decreased further to 308, reflecting a **29.04% decline** from October 2023. Comparing the highest and lowest reported Weapons Offense occurrences in October over the five years, October 2022 holds the record with 597 reported offenses, while October 2024 has the lowest count at 308 reported offenses. This analysis reveals significant fluctuations in the count of Weapons Violations over the past five years, showcasing both increases and declines.

## Weapon Offenses - HCDC



Shows the number of Weapon Offense cases filed from 2020 to 2024 reported by Harris County District Clerk.

## CASES FILED

The data reveals the count of Weapons Offense criminal cases filed in Harris County from October 2020 to October 2024. In October 2020, 585 Weapons Violations criminal cases were filed. This number decreased to 491 in October 2021, marking a 16.05% decline from the previous year. In October 2022, the number of cases filed increased to 554, representing a 12.83% rise from October 2021. In October 2023, the number of cases rose slightly to 515, reflecting an 8.76% increase from the previous year. Finally, in October 2024, the number of cases filed dropped to 453, reflecting a **12.04% decrease** from October 2023. This analysis highlights the fluctuations and trends in the count of Weapons Violation criminal cases filed in Harris County, showcasing both increases and decreases year over year.