

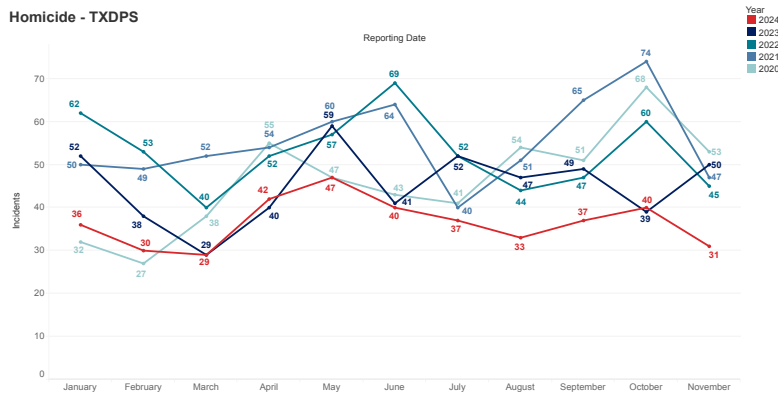
# MONTHLY CRIME INDEX

## NOVEMBER 2024

In our **Monthly Crime Index**, we aim to provide you with an accurate representation of crime statistics in Harris County, Houston. The monthly statistics are represented in two graphs. The top graph reflects offenses occurrences retrieved from the Texas Department of Public Safety (TXDPS) Offense Distribution Report and reflects offense occurrences as reported by Harris County Sheriff's Office (HCSO), Houston Police Department (HPD), Pasadena Police Department (PPD) and Baytown Police Department (BPD). The bottom graph presents data retrieved from Harris County District Clerk's office (HCDC) and represents criminal cases filed in Harris County. Represented here are the figures from the month of November until month of November over the past five years for the categories of **Homicide, Aggravated Assault, Sexual Assault, and Weapons Violations**.

## HOMICIDE:

Homicide - TXDPS

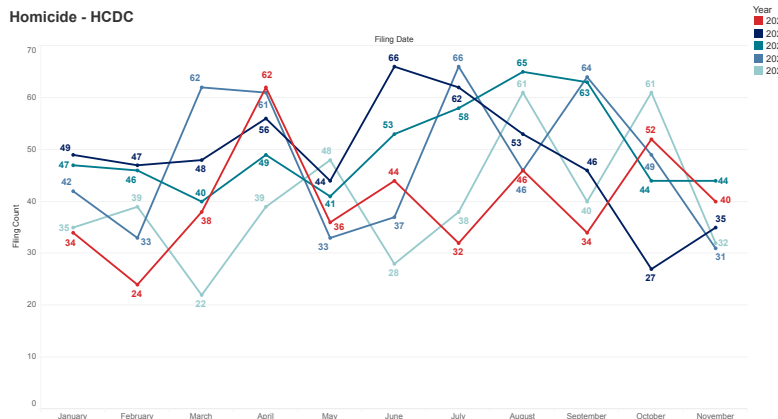


Shows the number of homicide offenses that occurred from 2020 to 2024. Data was retrieved from Texas DPS NIBRS Offense Distribution for Crimes Against Person (Offense Attempted/Completed). Data was filtered for Pasadena PD, Baytown PD, Harris County SO and Houston PD reports.

### OFFENSE OCCURRENCES

The data reveals the count of Homicide offenses reported in Harris County from November 2020 to November 2024. In November 2020, Harris County law enforcement reported 53 Homicide offenses. The following year, in November 2021, the number decreased to 47, marking an 11.32% decline from the previous year. In November 2022, the number of reported offenses further decreased to 45, reflecting a 4.26% drop from November 2021. However, in November 2023, there was an increase to 50 offenses, representing an 11.11% rise compared to the previous year. Finally, in November 2024, the number of reported Homicide offenses dropped to 31, showing a **38% decrease** from November 2023. Comparing the highest and lowest reported offenses in November over the five years, November 2020 holds the highest count with 53 offenses, while November 2024 has the lowest with 31 offenses. This analysis highlights the fluctuations in the number of Homicide offenses over the past five years.

Homicide - HCDC



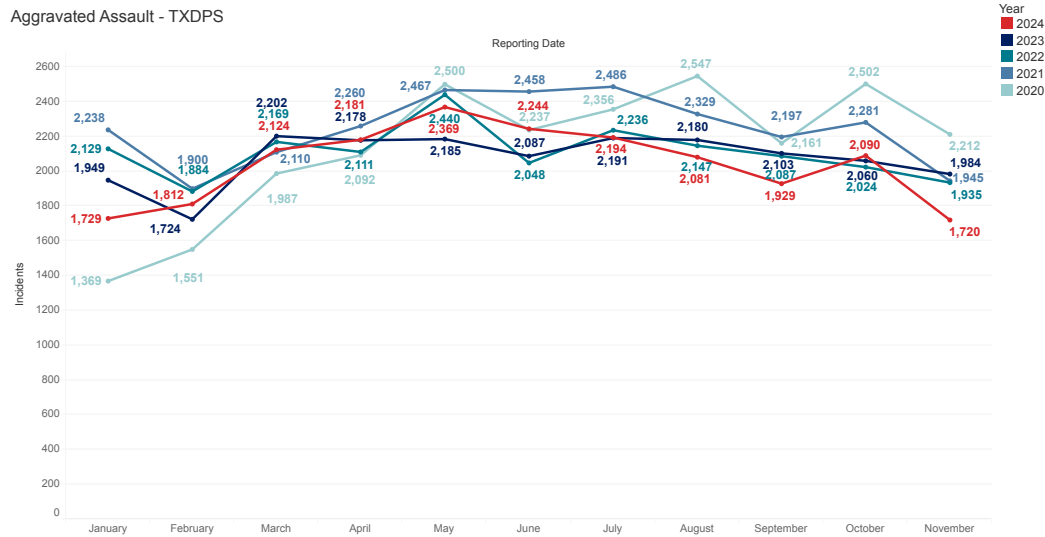
Shows the number of Homicide cases filed from 2020 to 2024 reported by Harris County District Clerk.

### CASES FILED

The data reveals the count of Homicide criminal cases filed in Harris County from November 2020 to November 2024. In November 2020, 32 Homicide criminal cases were filed. The following year, in November 2021, the number decreased slightly to 31, marking a 3.13% decline from the previous year. In November 2022, the number of cases filed increased to 44, reflecting a 41.94% rise compared to November 2021. However, in November 2023, the number of cases filed decreased to 35, representing a 20.45% decline from the previous year. Finally, in November 2024, the number of cases filed rose again to 40, showing a **14.29% increase** compared to November 2023. This analysis highlights notable fluctuations in the number of Homicide criminal cases filed in Harris County over the past five years, with periods of both significant increases and decreases year over year.

# AGGRAVATED ASSAULT

Aggravated Assault - TXDPS

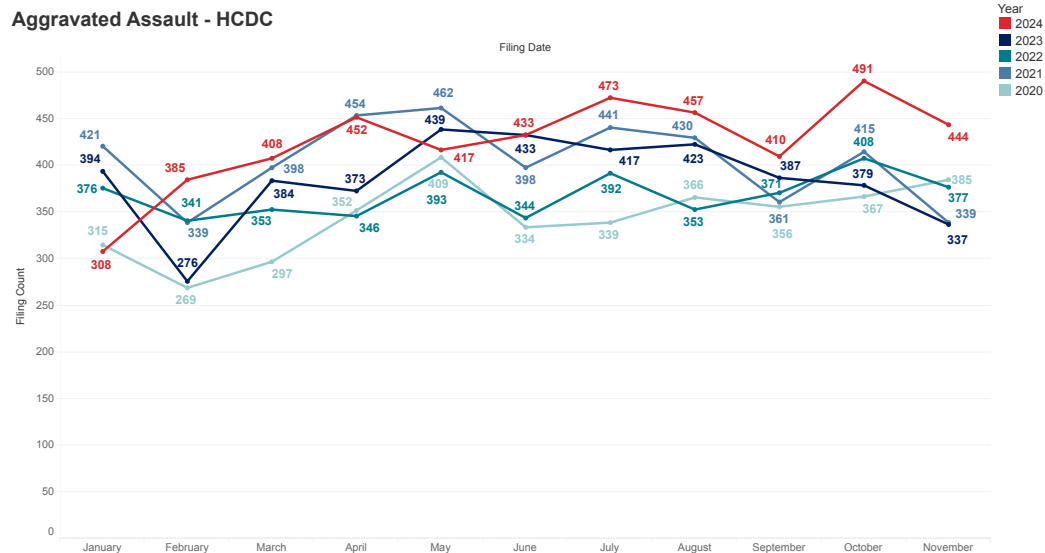


Shows the number of aggravated assault offenses that occurred from 2020 to 2024. Data was retrieved from Texas DPS NIBRS Offense Distribution for Crimes Against Person (Offense Attempted/Completed). Data was filtered for Pasadena PD, Baytown PD, Harris County SO and Houston PD reports.

## OFFENSE OCCURRENCES

The data reveals the count of Aggravated Assault incidents reported in Harris County from November 2020 to November 2024. In November 2020, 2,212 Aggravated Assault incidents were reported. In November 2021, this number decreased to 1,945, reflecting a 12.07% decline from the previous year. In November 2022, the count of incidents dropped slightly to 1,935, marking a 0.51% decrease from November 2021. In November 2023, the number of incidents increased to 1,984, representing a 2.53% rise compared to the previous year. Finally, in November 2024, the number of reported incidents decreased to 1,720, reflecting a **13.31% decrease** from November 2023. Comparing the highest and lowest counts of Aggravated Assault incidents reported in November between 2020 and 2024, November 2020 saw the highest number with 2,212 incidents, while November 2024 recorded the lowest with 1,720 incidents. This analysis highlights notable fluctuations in the count of Aggravated Assault incidents over the past five years, demonstrating both significant decreases and occasional increases year over year.

Aggravated Assault - HCDC



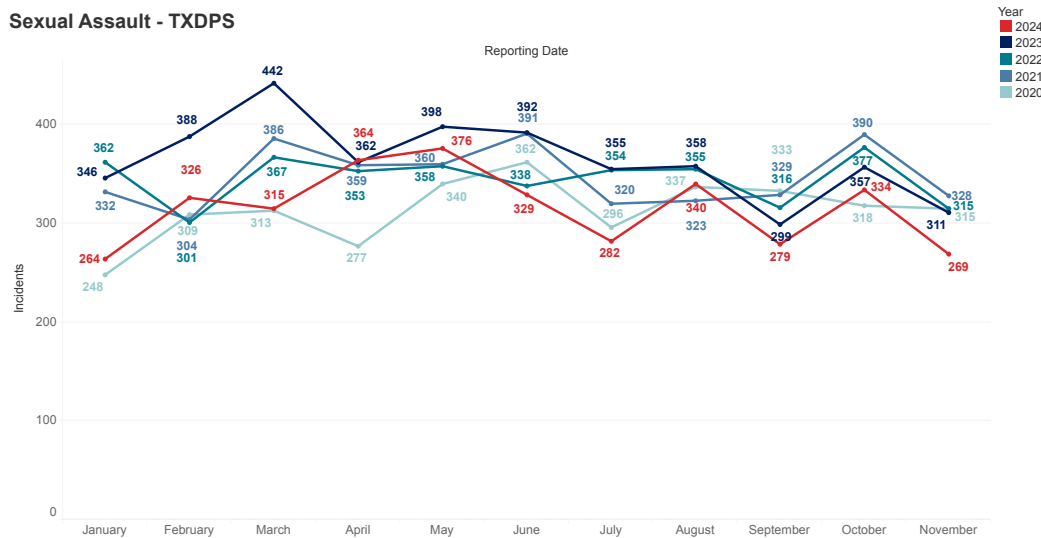
Shows the number of Aggravated Assault cases filed from 2020 to 2024 reported by Harris County District Clerk.

## CASES FILED

The data reveals the count of Aggravated Assault criminal cases filed in Harris County from November 2020 to November 2024. In November 2020, 385 Aggravated Assault criminal cases were filed. The following year, in November 2021, the number decreased to 339, marking an 11.95% decline from the previous year. In November 2022, the number of cases increased to 377, reflecting an 11.21% rise compared to November 2021. However, in November 2023, the count dropped again to 337, representing a 10.61% decline from the previous year. Finally, in November 2024, the number of cases filed rose significantly to 444, showing a **31.75% increase** compared to November 2023. This analysis highlights notable fluctuations in the number of Aggravated Assault criminal cases filed in Harris County over the past five years.

# SEXUAL ASSAULT

## Sexual Assault - TXDPS

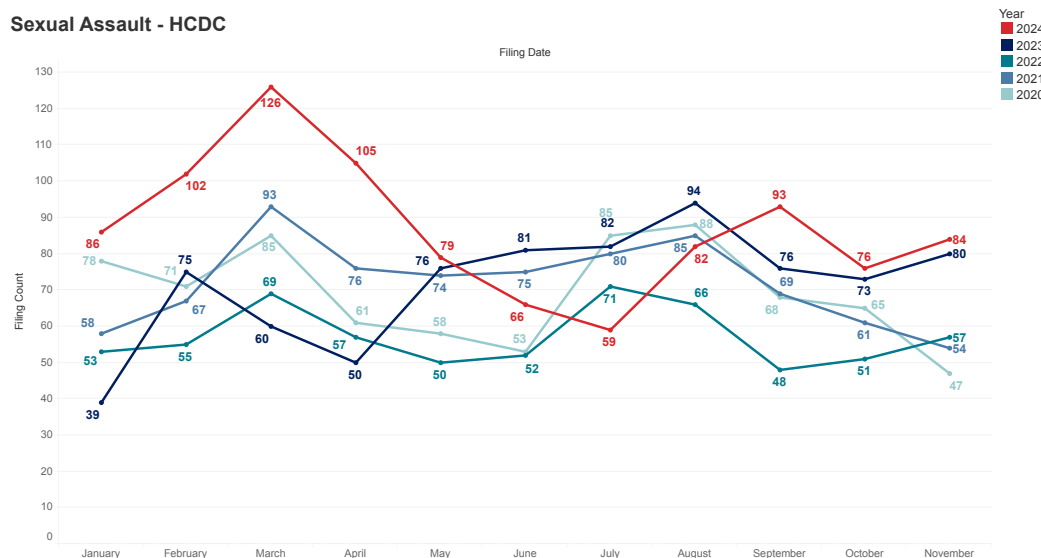


Shows the number of sexual assault offenses that occurred from 2020 to 2024. Data was retrieved from Texas DPS NIBRS Offense Distribution for Crimes Against Person (Offense Attempted/Completed). Data was filtered for Pasadena PD, Baytown PD, Harris County SO and Houston PD reports.

## OFFENSE OCCURRENCES

In November 2020, Harris County law enforcement reported 315 Sexual Assault offenses. This number increased slightly to 328 in November 2021, marking a 4.13% rise from the previous year. In November 2022, the number of reported offenses decreased to 315, reflecting a 3.96% decline from November 2021. In November 2023, the count dropped further to 311 offenses, representing a 1.27% decrease compared to the previous year. Finally, in November 2024, the number of reported offenses saw a decline to 269, marking a **13.50% decrease** from November 2023. Comparing the highest and lowest reported Sexual Assault offenses in November across the five years, November 2021 holds the record with 328 offenses, while November 2024 has the lowest count at 269 offenses. This analysis highlights fluctuations in the count of Sexual Assault offenses over the past five years, with a general trend of decline following a peak in 2021.

## Sexual Assault - HCDC



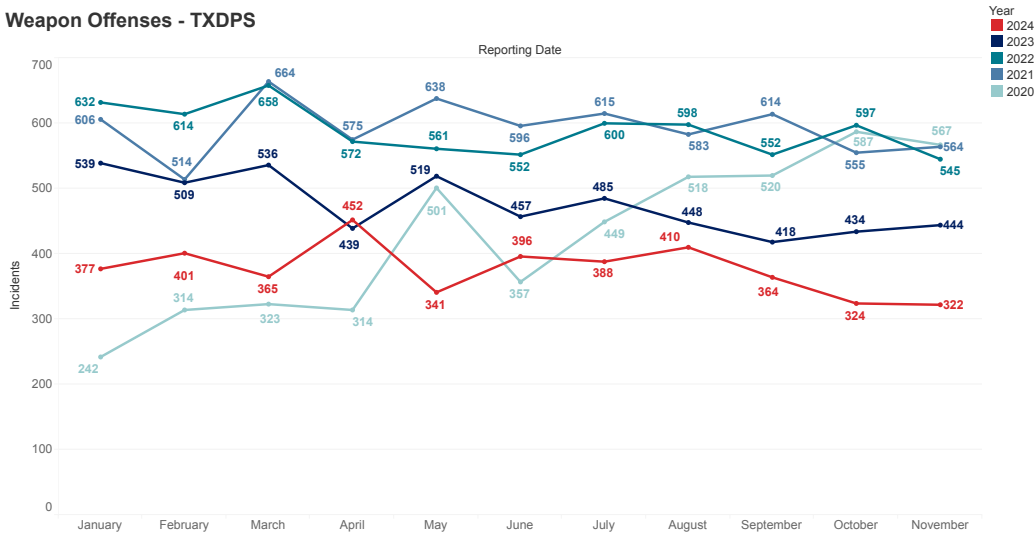
Shows the number of Sexual Assault cases filed from 2020 to 2024 reported by Harris County District Clerk.

## CASES FILED

The data reveals the count of Sexual Assault criminal cases filed in Harris County from November 2020 to November 2024. In November 2020, 47 Sexual Assault criminal cases were filed. This number increased to 54 in November 2021, marking a 14.89% rise from the previous year. In November 2022, the number of cases filed rose further to 57, reflecting a 5.56% increase from November 2021. In November 2023, the count saw a significant jump to 80, representing a 40.35% increase compared to the previous year. Finally, in November 2024, the number of cases filed increased slightly to 84, marking a **5% rise** from November 2023. This analysis highlights significant fluctuations in the count of Sexual Assault criminal cases filed in Harris County over the past five years.

# WEAPON OFFENSES

## Weapon Offenses - TXDPS

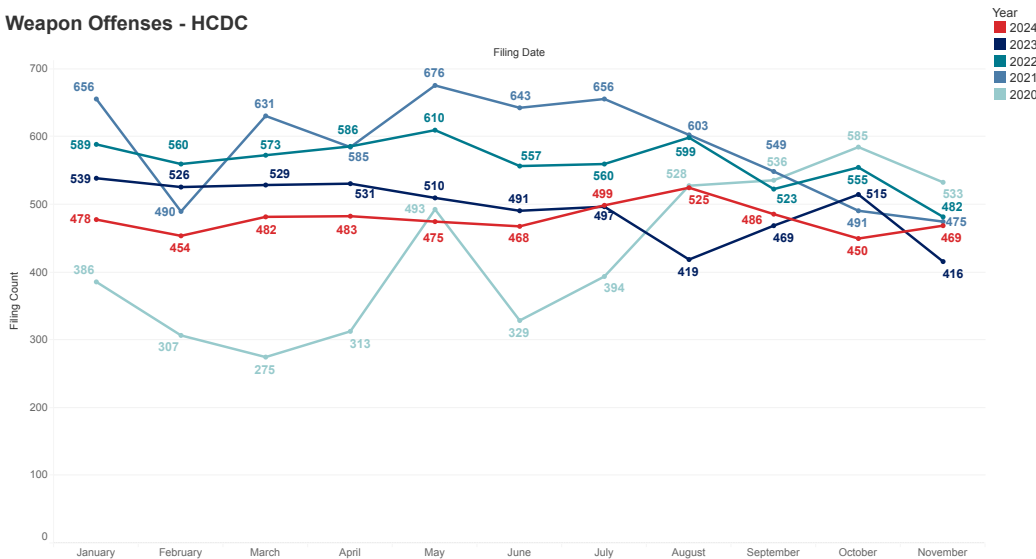


Shows the number of weapon offenses that occurred from 2020 to 2024. Data was retrieved from Texas DPS NIBRS Offense Distribution for Crimes Against Person (Offense Attempted/Completed). Data was filtered for Pasadena PD, Baytown PD, Harris County SO and Houston PD reports.

## OFFENSE OCCURRENCES

The data portrays the count of Weapons Offenses reported in Harris County from November 2020 to November 2024. In November 2020, Harris County law enforcement reported 567 Weapons Offenses. This number decreased slightly to 564 in November 2021, marking a 0.53% decline from the previous year. In November 2022, the count further decreased to 545 reported offenses, reflecting a 3.37% decline from November 2021. In November 2023, there was a significant drop to 444 reported offenses, representing an 18.53% decrease from the previous year. Finally, in November 2024, the number of reported offenses decreased further to 322, reflecting a **27.48% decline** from November 2023. Comparing the highest and lowest reported Weapons Offenses in November over the five years, November 2020 holds the record with 567 reported offenses, while November 2024 has the lowest count at 322 reported offenses. This analysis highlights notable fluctuations in the count of Weapons Offenses over the past five years, showcasing a general trend of decline following the peak in 2020.

## Weapon Offenses - HCDC



Shows the number of Weapon Offense cases filed from 2020 to 2024 reported by Harris County District Clerk.

## CASES FILED

The data reveals the count of Weapons Offense criminal cases filed in Harris County from November 2020 to November 2024. In November 2020, 533 Weapons Offense criminal cases were filed. This number decreased to 475 in November 2021, marking a 10.88% decline from the previous year. In November 2022, the number of cases filed slightly increased to 482, reflecting a 1.47% rise from November 2021. In November 2023, the count dropped to 416 cases, representing a 13.69% decrease from the previous year. Finally, in November 2024, the number of cases filed rose to 469, showing a **12.74% increase** compared to November 2023. This analysis highlights the fluctuations in the count of Weapons Offense criminal cases filed in Harris County over the five-year period, demonstrating both increases and decreases year over year.