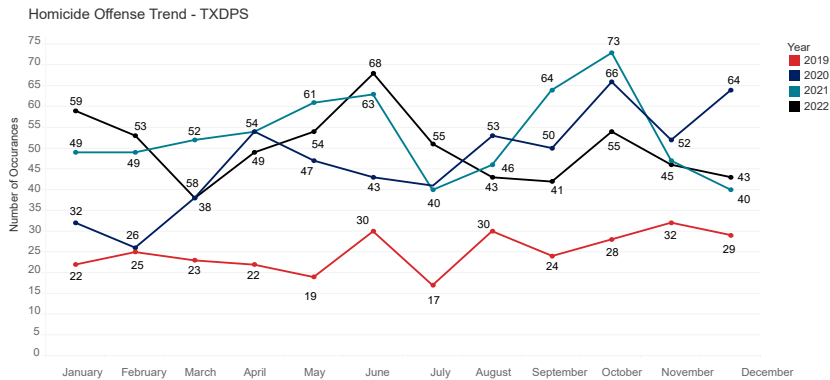


# MONTHLY CRIME INDEX

DECEMBER 2022

This monthly resource shows the rate of four (4) categories of violent crime (homicide, aggravated assault, sexual assault, and felony weapons offenses) each month for the years of 2019, 2020, 2021, and 2022. The graphs on the left side of the resource show **offenses** reported by Harris County law enforcement agencies (Houston Police Department, Harris County Sheriff's Office, Baytown Police Department, Pasadena Police Department). The graphs on the right show **criminal cases** filed with the Harris County District Clerk's Office.

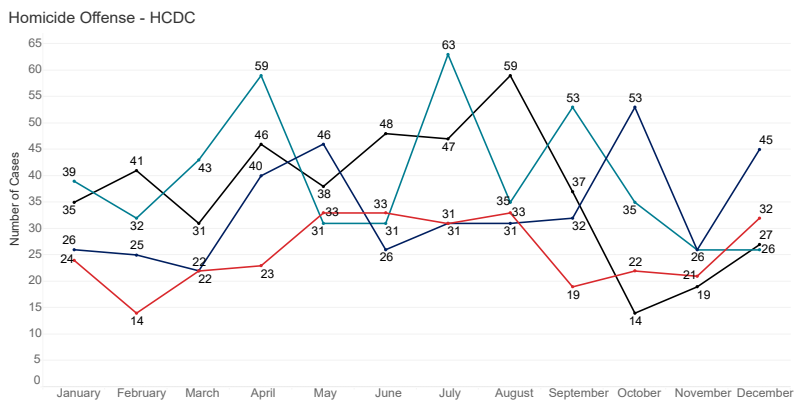
## HOMICIDE:



Shows the number of homicide offense that occurred from 2019 to 2022. Data was retrieved from Texas DPS NIBERS Offense Distribution for Crime Against Person (Offense Attempted/Completed) on April 6, 2023. Data was filtered for Pasadena PD, Baytown PD, Harris County SO and Houston PD reports.

### OFFENSE OCCURRENCES

This is a line chart graph that depicts the count of homicide offenses reported in Harris County by law enforcement from 2019 to 2022. The horizontal axis of the chart represents time in years, and the vertical axis represents the count of offenses reported during that period. The data indicates that there have been high fluctuations in the number of reported incidents over the years. The lowest number of homicide offenses was recorded in July 2019 at 17, while the highest number was recorded in October 2021 at 73. However, there is a significant drop in the number of homicide offenses in November 2021 at 45, and the downward trend continues in December 2021 at 40. Overall, there were 600 homicides reported by law enforcement in Harris County in 2022 compared to 638 in 2021, 566 in 2020, and 301 in 2019. This means that we have seen a 99.34% increase in homicide offenses reported in 2022 compared to 2019, but a 5.96% decrease in 2022 compared to 2021.



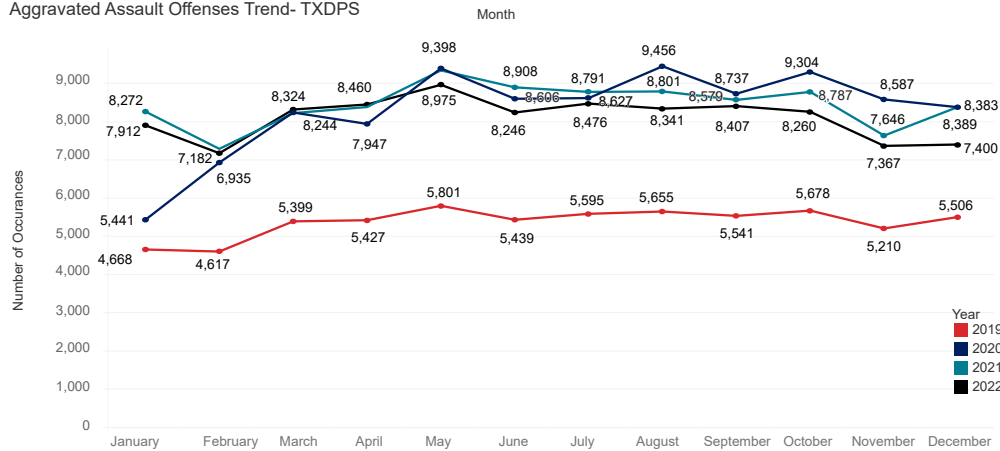
Shows the number of Homicide cases that were filed from 2019 to 2022 from Harris County District Clerk. Updated: April 6, 2023.

### CASES FILED

This is a line chart graph that depicts the count of homicide cases filed in Harris County from 2019 to 2022. The horizontal axis of the chart represents time in years, and the vertical axis represents the count of cases filed during that period. The data shows significant fluctuations in the number of cases filed in Harris County since 2019. The lowest number of homicide cases filed in a single month was filed in February of 2019 at 14 and October of 2022 at 14, while the highest number was filed in July 2021 at 63. However, there is a significant decrease in the number of homicide cases filed from April of 2021 to May of 2021 from 59 to 31. Overall, there were 442 homicides cases filed in Harris County in 2022 compared to 473 in 2021, 372 in 2020, and 331 in 2019. This means that we have seen a 12.38% increase in homicide offenses filed in 2022 compared to 2019, but a 6.55% decrease in 2022 compared to 2021.

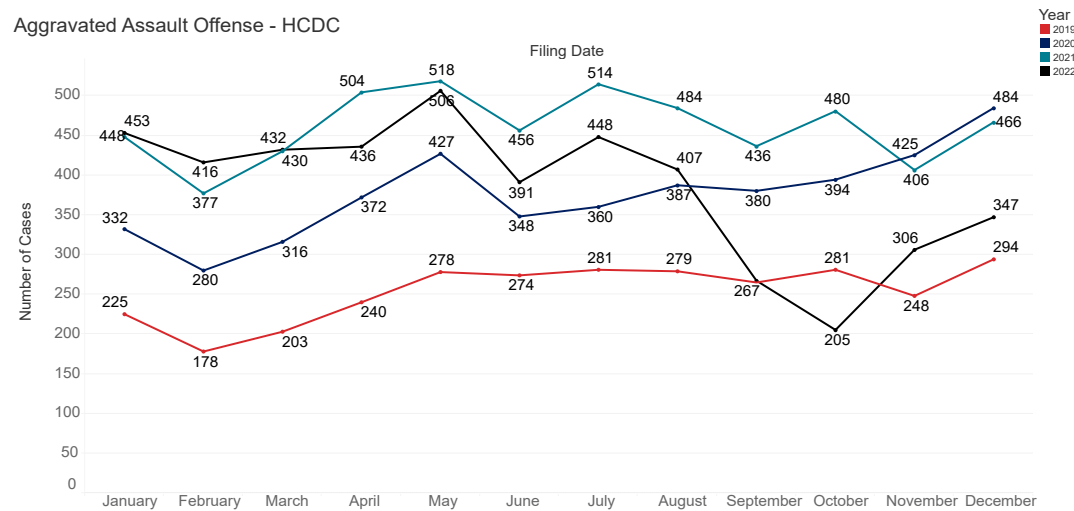
# AGGRAVATED ASSAULT

Aggravated Assault Offenses Trend- TXDPS



Shows the number of aggravated assault offense that occurred from 2019 to 2022. Data was retrieved from Texas DPS NIBERS Offense Distribution for Crime Against Person (Offense Attempted/Completed) on April 6.

Aggravated Assault Offense - HCDC



Shows the number of Aggravated Assault cases that were filed from 2019 to 2022 from Harris County District Clerk. Updated: April 6, 2023.

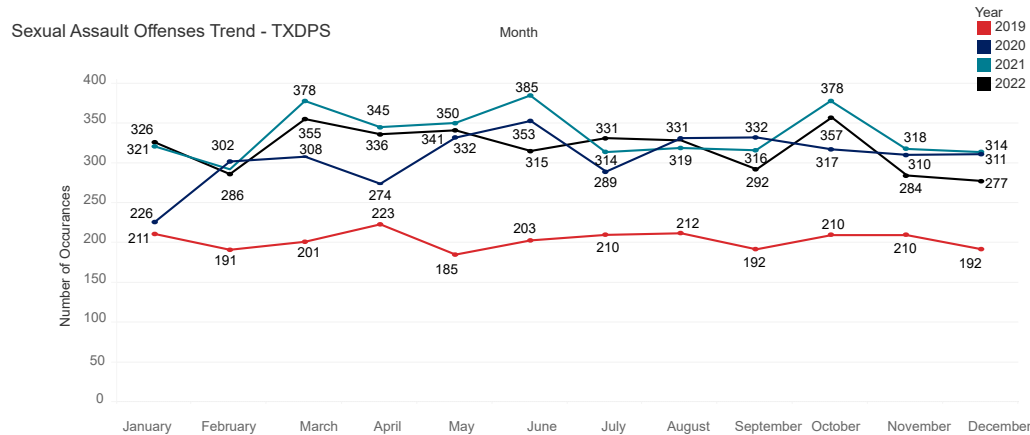
## OFFENSE OCCURENCES

This is a line chart graph that depicts the count of aggravated assault offenses reported in Harris County by law enforcement from 2019 to 2022. The horizontal axis of the chart represents time in years, and the vertical axis represents the count of offenses reported during that period. The data demonstrates that the number of reported incidents of aggravated assault has varied over the years. In February 2019, the lowest number of offenses was recorded at 4,617, whereas the highest number of offenses was reported in August 2021 at 9,456. Overall, there were 97350 Aggravated Assault reported by law enforcement in Harris County in 2022 compared to 101433 in 2021, 99665 in 2020, and 64536 in 2019. This means that we have seen a 50.87% increase in Aggravated Assault reported in 2022 compared to 2019, but a 4% decrease in 2022 compared to 2021. .

## CASES FILED

This is a line chart graph that depicts the count of Aggravated Assault cases filed in Harris County from 2019 to 2022. The horizontal axis of the chart represents time in years, and the vertical axis represents the count of cases filed during that period. The data shows significant fluctuations in the number of cases filed, as reported by Harris County District Clerk's office, since 2019. The lowest number of Aggravated Assault cases filed in a single month was in February of 2019 at 178, while the highest number was filed in May 2021 at 518. However, there is a significant decrease in the number of aggravated assault cases filed from May of 2022 to October of 2022 from 506 to 205. Overall, there were 4,614 Aggravated Assault offense cases filed in Harris County in 2022 compared to 5,083 in 2021, 4,505 in 2020, and 3,078 in 2019. This means that we have seen a 49.88% increase in Aggravated Assault offenses filed in 2022 compared to 2019, but a 9.23% decrease in 2022 compared to 2021.

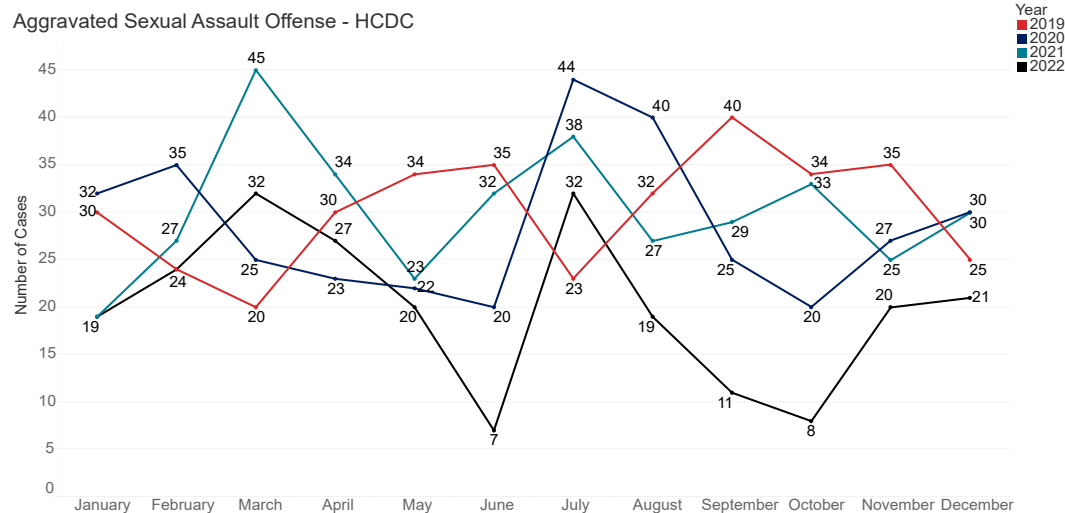
# AGGRAVATED SEXUAL ASSAULT



Shows the number of sexual assault offense that occurred from 2019 to 2022. Data was retrieved from Texas DPS NIBERS Offense Distribution for Crime Against Person (Offense Attempted/Completed) on April 6, 2023. Data was filtered for Pasadena PD, Baytown PD, Harris County SO and Houston PD reports.

## OFFENSE OCCURRENCES

This line chart displays reported incidents of sexual assault offenses in Harris County reported by law enforcement from 2019 to 2022, with the x-axis representing time and the y-axis indicating the number of offenses reported. The data shows fluctuations in the number of incidents, with the lowest number of offenses reported in December 2019 at 191 and the highest number reported in June 2021 at 385. The overall trend indicates an increase in the number of reported incidents, particularly in June 2021. It is worth noting that the actual number of sexual assault offenses may be higher than reported due to historic underreporting of this kind of crime. Overall, there were 3,828 Sexual Assault reported by law enforcement in Harris County in 2022 compared to 4,030 in 2021, 3,685 in 2020, and 2,440 in 2019. This means that we have seen a 56.8% increase in Aggravated Sexual Assault offenses reported in 2022 compared to 2019, but a 5.01% decrease in 2022 compared to 2021.



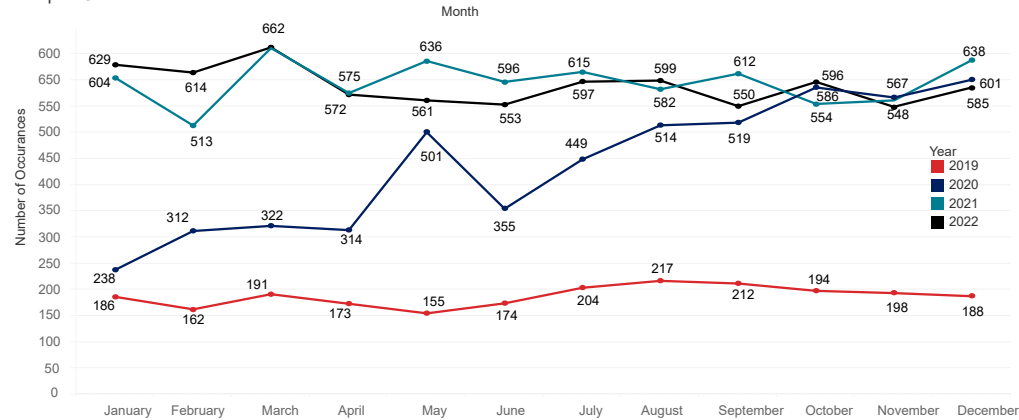
Shows the number of Aggravated Sexual Assault cases that were filed from 2019 to 2022 from Harris County District Clerk. Updated: April 6, 2023.

## CASES FILED

This line chart displays sexual assault cases filed in Harris County from 2019 to 2022, with the x-axis representing time and the y-axis indicating the number of offenses reported. The data displays fluctuations in the number of cases filed, since 2019. The lowest number of Aggravated Sexual Assault cases filed in a single month was filed in June of 2022 at 7, while the highest number was filed in March 2021 at 45. However, there is a significant decrease in the number of Aggravated Sexual Assault offenses from July of 2022 to October of 2022 from 32 to 8. Overall, there were 234 Aggravated Sexual Assault offense cases filed in Harris County in 2022 compared to 362 in 2021, 343 in 2020, and 361 in 2019. This means that we saw a 5.54% increase in Aggravated Sexual Assault offenses cases filed in 2021 compared to 2020, and a 35.36% decrease in 2022 compared to 2021.

# WEAPON VIOLATIONS

Weapon Offenses Trend - TXDPS

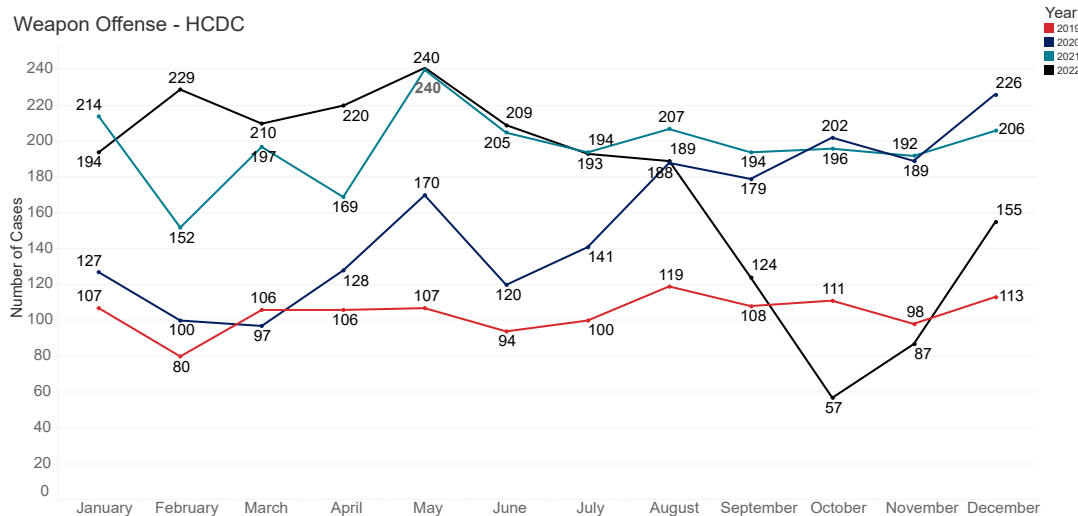


Show the number of weapon offense that occurred from 2019 to 2022. Data was retrieved from Texas DPS NIBERS Offense Distribution for Crime Against Person (Offense Attempted/Completed) on April 6, 2023. Data was filtered for Pasadena PD, Baytown PD, Harris County SO and Houston PD reports.

## OFFENSE OCCURRENCES

This line chart displays reported incidents of weapons violation offenses in Harris County reported by law enforcement from 2019 to 2022, with the x-axis representing time and the y-axis indicating the number of offenses reported. The line chart illustrates fluctuations in the number of reported weapon-related offenses in Harris County Houston between 2019 and 2022. The data shows a gradual increase in the number of offenses, with the lowest number recorded in February 2019 at 162 and the highest in March 2021 and 2022 at 662. Overall, there were 7,066 Weapon Related violations reported by law enforcement in Harris County in 2022 compared to 7,147 in 2021, 5,278 in 2020, and 2,254 in 2019. This means that we have seen a 213.61% increase in Weapon Violation offenses reported in 2022 compared to 2019, but a 1.13% decrease in 2022 compared to 2021.

Weapon Offense - HCDC



Shows the number of Weapon Assault cases that were filed from 2019 to 2022 from Harris County District Clerk. Updated: April 6, 2023.

## CASES FILED

This line chart displays weapons violations cases filed in Harris County reported by law enforcement from 2019 to 2022, with the x-axis representing time and the y-axis indicating the number of offenses reported. The chart depicts significant fluctuations in the number of weapon related offenses filed with Harris County District Clerk's office, since 2019. The lowest number of weapon offenses in a single month was recorded in October 2022 at 57, while the highest number was recorded in May of 2021 and May of 2022 at 240. However, there is a significant decrease in the number of weapon related offenses filed in October of 2022 at 57, that's a large decline from August of 2022 at 188. Overall, there were 1,677 weapon related offenses reported by law enforcement in Harris County in 2022 compared to 2,366 in 2021, 1,868 in 2020, and 1,249 in 2019. This means that we have seen a 34.27% increase in Weapon Violation reported in 2022 compared to 2019, but a 29.13% decrease in 2022 compared to 2021.