

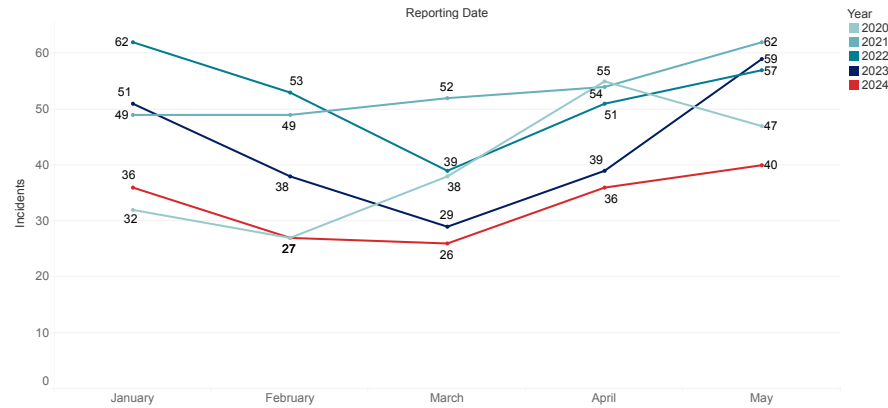
MONTHLY CRIME INDEX

M A Y 2 0 2 4

In our **Monthly Crime Index**, we aim to provide you with an accurate representation of crime statistics in Harris County, Houston. The monthly statistics are represented in two graphs. The top graph reflects offenses occurrences retrieved from the Texas Department of Public Safety (TXDPS) Offense Distribution Report and reflects offense occurrences as reported by Harris County Sheriff's Office (HCSO), Houston Police Department (HPD), Pasadena Police Department (PPD) and Baytown Police Department (BPD). The bottom graph presents data retrieved from Harris County District Clerk's office (HCDC) and represents criminal cases filed in Harris County. Represented here are the figures from the month of May until month of May over the past five years for the categories of **Homicide, Aggravated Assault, Sexual Assault, and Weapons Violations**.

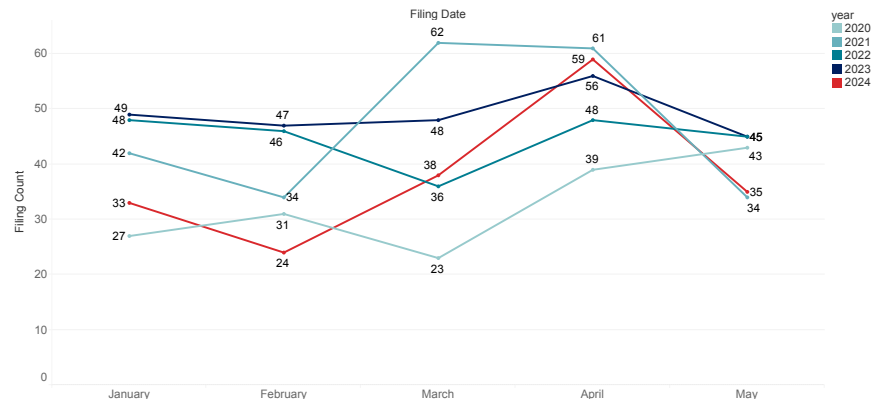
HOMICIDE:

Homicide - TXDPS



Shows the number of homicide offenses that occurred from 2020 to 2024. Data was retrieved from Texas DPS NIBRS Offense Distribution for Crimes Against Person (Offense Attempted/Completed). Data was filtered for Pasadena PD, Baytown PD, HarrisCounty SO and Houston PD reports.

Homicide - HCDC



Shows the number of Homicide cases filed from 2020 to 2024 reported by Harris County District Clerk.

OFFENSE OCCURRENCES

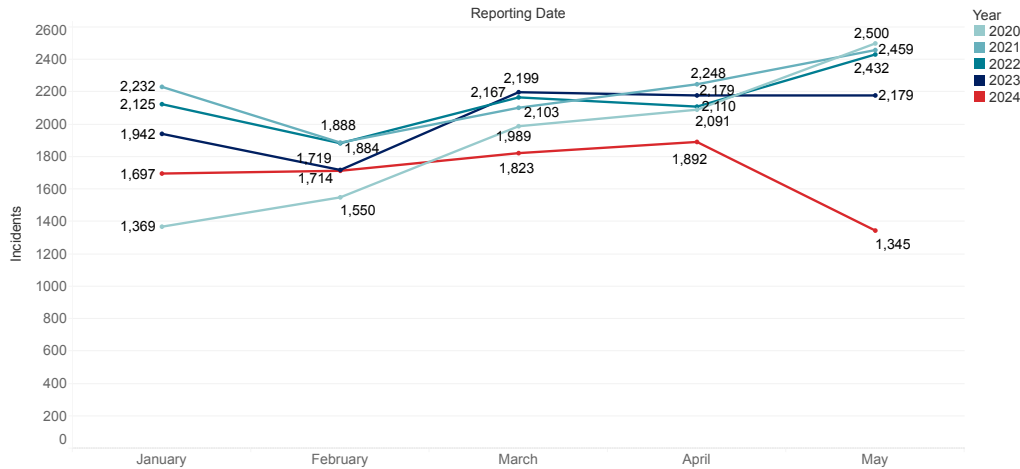
In May 2020, Harris County law enforcement reported 47 Homicide offenses. This figure rose to 62 in May 2021, marking a 31.91% increase from the previous year. May 2022 there was a slight decrease, with 57 reported offenses, indicating a slight 8.06% decline compared to May 2021. Then in May 2023, there was a slight increase to 59 reported Homicide offenses which represents a 3.51% increase compared to the previous year. Finally, in May 2024, there was a drop in cases to 40 which is a **32.20% decrease since May 2023**. This analysis unveils significant fluctuations in the count of Homicide offenses over the past five years, showcasing varied trends annually.

CASES FILED

The data reveals the count of Homicide criminal cases filed in Harris County from May 2020 to May 2024. In May 2020, 43 Homicide criminal cases were filed, which decreased to 34 in May 2021 which is a 20.93% decrease. Then the following year in May 2022 there were 45 cases filed, representing a 32.35% decrease from May 2021. In May 2023, there were also 45 cases filed which represents no change. Finally, in May 2024 there was a decrease in cases filed to 35 cases which is a **22.22% decrease**. This analysis provides insights into the fluctuations and trends in the count of Homicide criminal cases filed in Harris County over the specified timeframe.

AGGRAVATED ASSAULT

Aggravated Assault - TXDPS

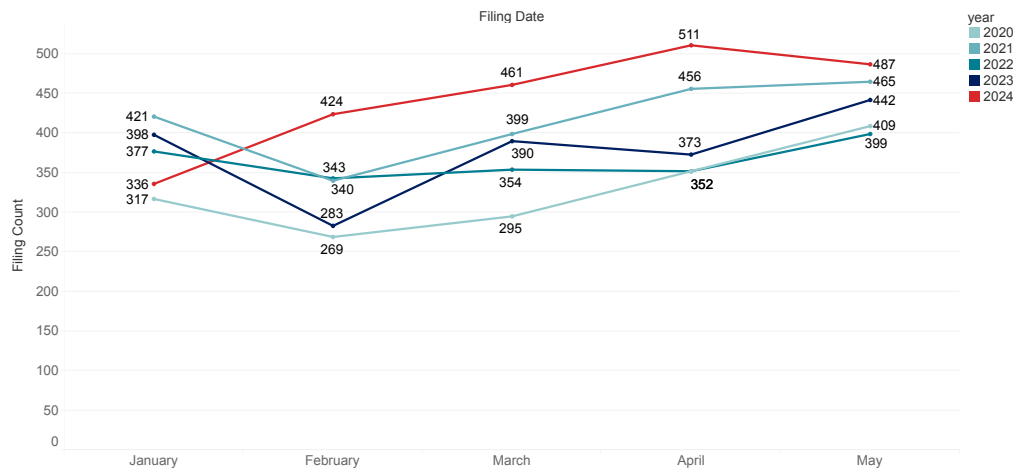


Shows the number of aggravated assault offenses that occurred from 2020 to 2024. Data was retrieved from Texas DPS NIBRS Offense Distribution for Crimes Against Person (Offense Attempted/Completed). Data was filtered for Pasadena PD, Baytown PD, HarrisCounty SO and Houston PD reports.

OFFENSE OCCURENCES

In May 2020, Harris County law enforcement reported 2,500 Aggravated Assault incidents. This figure decreased slightly to 2,459 in May 2021 which is a 1.64% decline. Then in May 2022, there were 2,432 Aggravated Assault incidents which was another slight 1.10% decline. The following year, in May 2023, there were 2,179 incidents which represents a 10.40% decline from the prior year. Finally, in May 2024 there was a substantial decrease in Aggravated Assault incidents to 1,345 which was a **38.27% decline in incidents**. Comparing the incidents in May across the five years, May 2020 had the highest with 2,500 Aggravated Assault incidents and then every year there were declines to the lowest count in May 2024 which was 1,345 incidents. This analysis unveils significant fluctuations in the count of Aggravated Assault incidents over the past five years, illustrating varied trends annually.

Aggravated Assault - HCDC



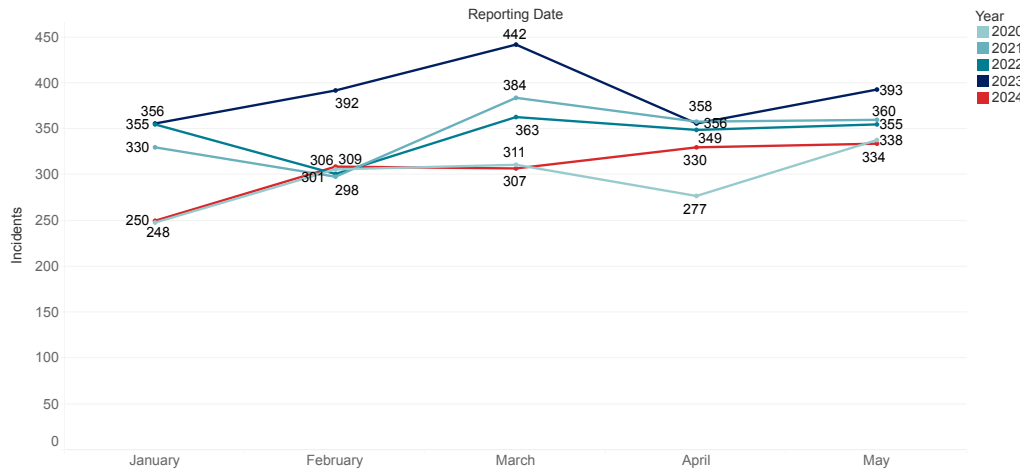
Shows the number of Aggravated Assault cases filed from 2020 to 2024 reported by Harris County District Clerk.

CASES FILED

The data depicts the count of Aggravated Assault criminal cases filed in Harris County from May 2020 to May 2024. In May 2020, 409 Aggravated Assault criminal cases were filed, which increased to 465 in May 2021, marking a 13.69% increase in cases filed. Then in May 2022, there was a decrease in cases to 399 which represents a 14.19% decline. The following year, in May 2023, there were 442 cases of Aggravated Assault filed which represents a 10.78% increase in cases filed. Finally, this year in May 2024, there were 487 cases filed which is a **10.18% increase from last year**. This analysis provides insights into the fluctuations and trends in the count of Aggravated Assault criminal cases filed in Harris County over the specified timeframe.

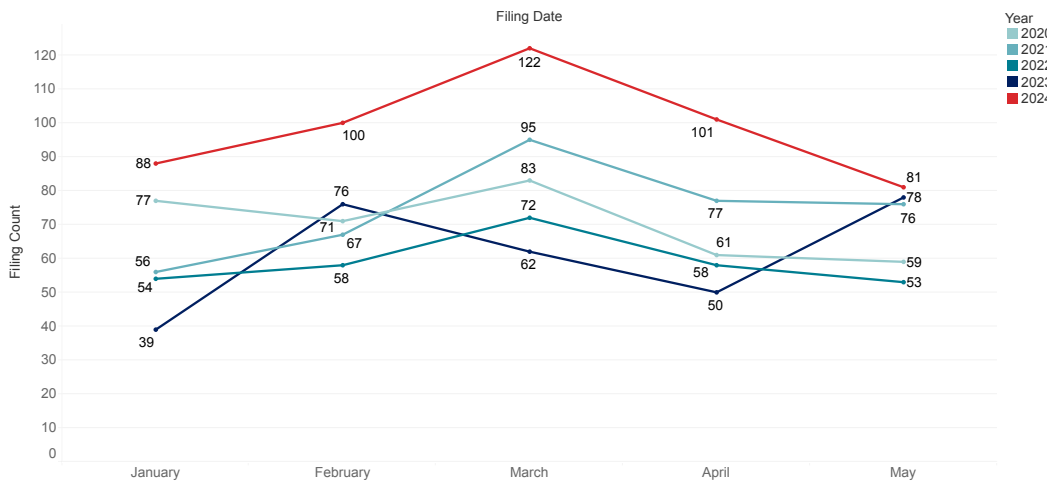
SEXUAL ASSAULT

Sexual Assault - TXDPS



Shows the number of sexual assault offenses that occurred from 2020 to 2024. Data was retrieved from Texas DPS NIBRS Offense Distribution for Crimes Against Person (Offense Attempted/Completed). Data was filtered for Pasadena PD, Baytown PD, HarrisCounty SO and Houston PD reports.

Sexual Assault - HCDC



Shows the number of Sexual Assault cases filed from 2020 to 2024 reported by Harris County District Clerk.

OFFENSE OCCURENCES

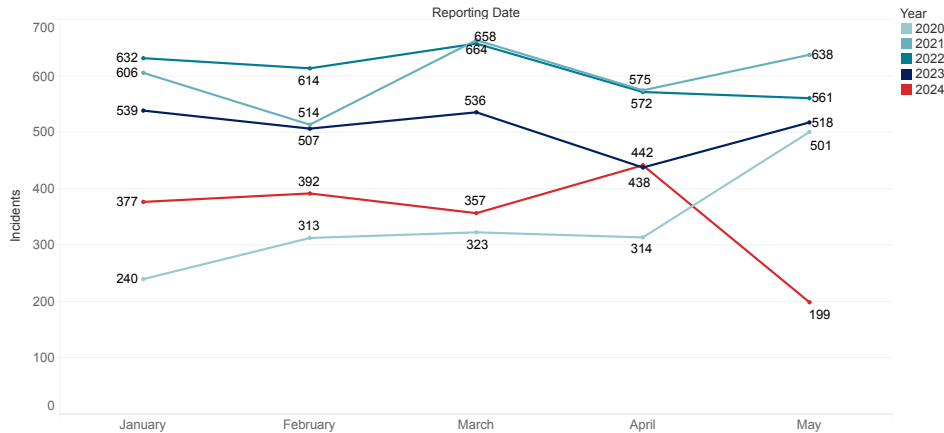
In May 2020, Harris County law enforcement reported 338 Sexual Assault offenses. This figure decreased slightly to 260 in May 2021, marking a 6.51% decline from the previous year. May 2022 experienced a slight decrease to 355 which indicates a 1.39% decrease from the prior year. However, May 2023 witnessed an increase to 393 reported Sexual Assault offenses which represents a 10.70% rise from May 2022. Then finally in May 2024, there was a decline in offenses occurred to 334 offenses which represents a **15.01% decline from the year prior**. Comparing the Sexual Assault offenses in May across the five years, May 2023 had the highest reported cases with 393 counts, and May 2024 had the lowest with 334 reported offenses. This analysis unveils significant fluctuations in the count of Sexual Assault offenses over the past five years, showcasing varied trends annually.

CASES FILED

The data illustrates the count of Sexual Assault criminal cases filed in Harris County from May 2020 to May 2024. In May 2020, 59 Sexual Assault criminal cases were filed, which increased to 76 in May 2021, marking a 28.81% rise from the previous year. Subsequently, May 2022 witnessed a decrease to 53 cases indicating a 30.26% decline compared to May 2021. However, in May 2023 there was a significant increase to 78 Sexual Assault cases filed, representing a 47.17% increase from the previous year. Finally, in March 2024, the number increased to 81 filed cases, demonstrating a **3.85% increase from May 2023**. This analysis provides insights into the fluctuations and trends in the count of Sexual Assault criminal cases filed in Harris County over the specified timeframe.

WEAPON VIOLATIONS

Weapon Violations - TXDPS

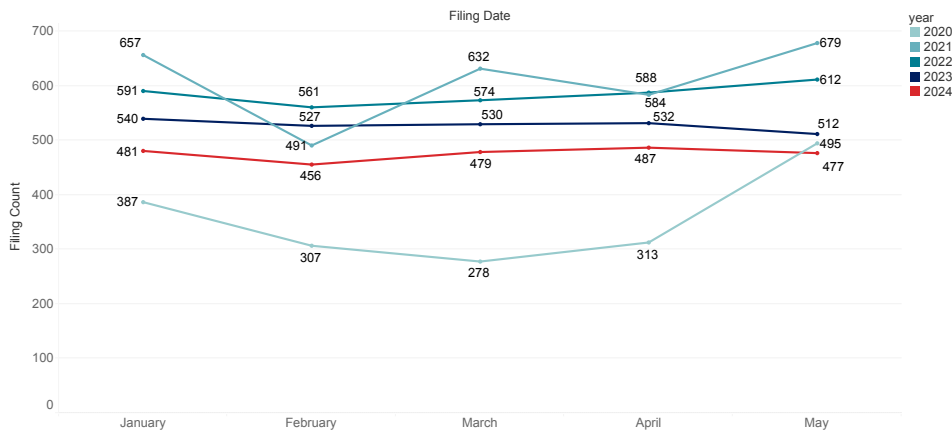


Shows the number of weapon violation offenses that occurred from 2020 to 2024. Data was retrieved from Texas DPS NIBRS Offense Distribution for Crimes Against Person (Offense Attempted/Completed). Data was filtered for Pasadena PD, Baytown PD, HarrisCounty SO and Houston PD reports.

OFFENSE OCCURRENCES

The data portrays the count of Weapon Violation offenses reported in Harris County from May 2020 to May 2024. In May 2020, Harris County law enforcement reported 501 offenses. This figure rose to 638 offenses the following year in May 2021 which was a 27.35% increase. Then in May 2022, there was a decline in cases to 561 which represents a 12.07% drop. In the following year, May 2023, there were 518 reports of Weapons Violation which represents a 7.66% decrease from the previous year. Finally, this year, in May 2024, there was a significant decline in Weapons Violation cases to 199 cases which indicates a **61.58% decrease**. Comparing the numbers of reported Weapon Violations in May across the five years, May 2021 had the highest count with 638 and this year, May 2024, had the lowest with 199 reported Weapons Violations. This analysis reveals noteworthy fluctuations in the count of Weapon Violations over the past five years, showcasing varied trends annually.

Weapon Violations - HCDC



Shows the number of Weapon Violation cases filed from 2020 to 2024 reported by Harris County District Clerk.

CASES FILED

The data portrays the count of Weapon Violations reported in Harris County from May 2020 to May 2024. In May 2020, 495 Weapon Violation cases were filed. This figure increased to 679 in May 2021, marking a 37.17% increase from the previous year. Then in May 2022, there were 612 Weapon Violation cases filed which marks a slight decrease of 9.87% from the prior year. Subsequently, in May 2023, there was another decrease to 512 cases filed which represents a 16.34% decrease from the previous year. Finally, this year in May 2024, the number decreased again to 477, marking a **6.84% decrease from May 2023**. This analysis provides insights into the fluctuations and trends in the count of Weapon Violations reported in Harris County over the specified timeframe.