

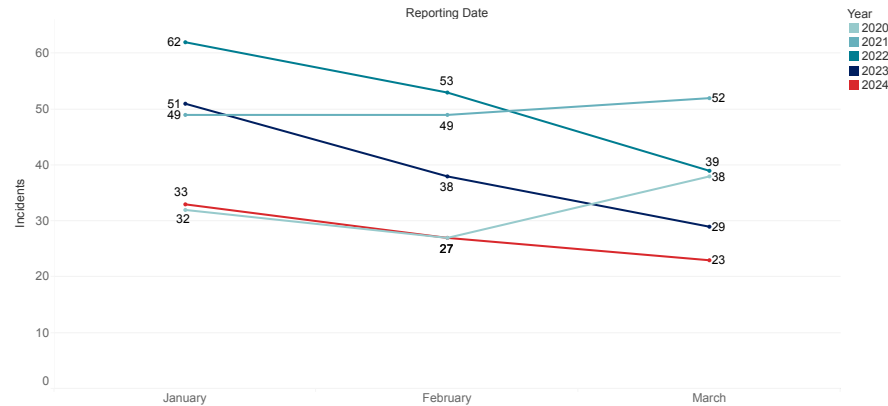
MONTHLY CRIME INDEX

M A R C H 2 0 2 3

In our **Monthly Crime Index**, we aim to provide you with an accurate representation of crime statistics in Harris County, Houston. The monthly statistics are represented in two graphs. The top graph reflects offenses occurrences retrieved from the Texas Department of Public Safety (TXDPS) Offense Distribution Report and reflects offense occurrences as reported by Harris County Sheriff's Office (HCSO), Houston Police Department (HPD), Pasadena Police Department (PPD) and Baytown Police Department (BPD). The bottom graph presents data retrieved from Harris County District Clerk's office (HCDC) and represents criminal cases filed in Harris County. Represented here are the figures from the month of March until month of March over the past five years for the categories of **Homicide, Aggravated Assault, Sexual Assault, and Weapons Violations**.

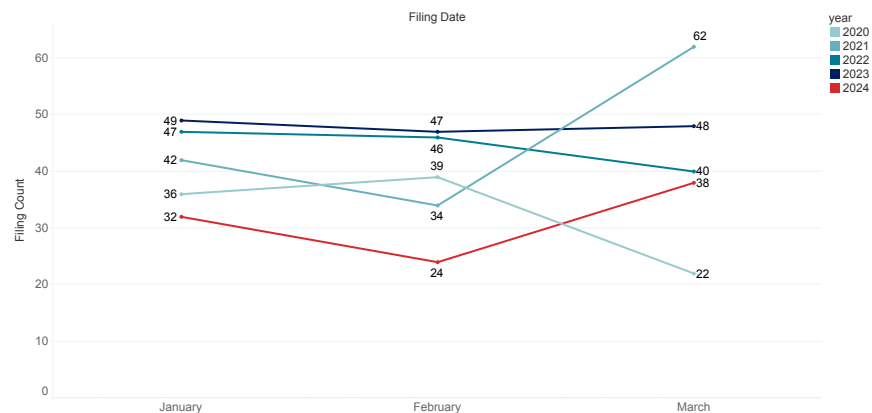
HOMICIDE:

Homicide - TXDPS



Shows the number of homicide offenses that occurred from 2020 to 2024. Data was retrieved from Texas DPS NIBRS Offense Distribution for Crimes Against Person (Offense Attempted/Completed). Data was filtered for Pasadena PD, Baytown PD, HarrisCounty SO and Houston PD reports.

Homicide - HCDC



Shows the number of Homicide cases filed from 2020 to 2024 reported by Harris County District Clerk. Updated February 29, 2024

OFFENSE OCCURRENCES

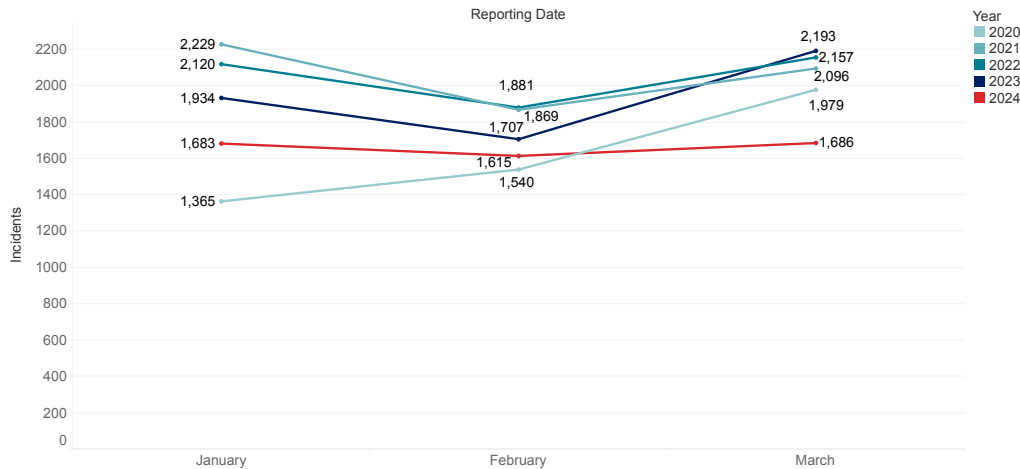
In March 2020, Harris County law enforcement reported 38 Homicide offenses. This figure rose to 52 in March 2021, marking a 36.84% increase from the previous year. March 2022 saw a slight decrease, with 39 reported offenses, indicating a 25% decline compared to March 2021. However, in March 2023, there were 29 reported Homicide offenses, representing a 25.64% decline from March 2022. Finally, in March 2024, the number of reported offenses decreased to 23, demonstrating a **20.69% decrease from March 2023**. Comparing the highest reported Homicide offenses in March across the five years, March 2021 holds the record with 52 reported offenses, while March 2024 has the lowest count at 23 reported offenses. This analysis unveils significant fluctuations in the count of Homicide offenses over the past five years, showcasing varied trends annually.

CASES FILED

The data reveals the count of Homicide criminal cases filed in Harris County from March 2020 to March 2024. In March 2020, 22 Homicide criminal cases were filed, which increased to 62 in March 2021, marking a significant 181.82% rise from the previous year. Subsequently, March 2022 witnessed a decrease, with 40 cases filed, indicating a 35.48% decline compared to March 2021. However, March 2023 saw a slight increase to 48 filed Homicide cases, representing a 20.00% rise from the preceding year. Finally, in March 2024, the number decreased to 38 filed cases, demonstrating a **20.83% decrease from March 2023**. This analysis provides insights into the fluctuations and trends in the count of Homicide criminal cases filed in Harris County over the specified timeframe.

AGGRAVATED ASSAULT

Aggravated Assault - TXDPS

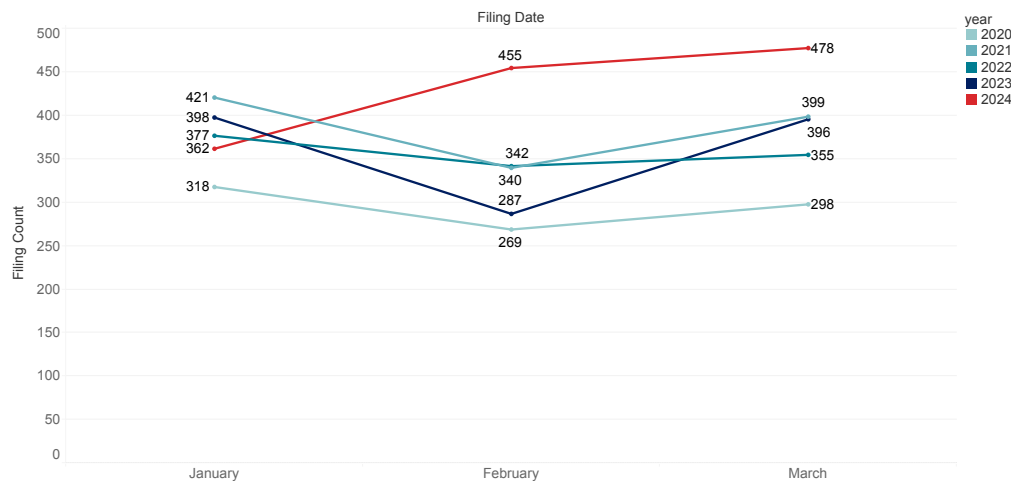


Shows the number of aggravated assault offenses that occurred from 2020 to 2024. Data was retrieved from Texas DPS NIBRS Offense Distribution for Crimes Against Person (Offense Attempted/Completed). Data was filtered for Pasadena PD, Baytown PD, HarrisCounty SO and Houston PD reports.

OFFENSE OCCURENCES

In March 2020, Harris County law enforcement reported 1,979 Aggravated Assault incidents. This figure increased substantially to 2,096 in March 2021, marking a significant 5.92% surge from the previous year. However, March 2022 saw a slight increase to 2,157 reported incidents, indicating a 2.91% rise compared to March 2021. Further, March 2023 witnessed a decrease to 2,193 reported Aggravated Assault incidents, representing a 1.67% decline from March 2022. Finally, in March 2024, the number decreased to 1,686 reported incidents, demonstrating a **23.18% decrease from March 2023**. Comparing the highest reported Aggravated Assault incidents in March across the five years, March 2021 holds the record with 2,096 reported incidents. This analysis unveils significant fluctuations in the count of Aggravated Assault incidents over the past five years, illustrating varied trends annually.

Aggravated Assault - HCDC



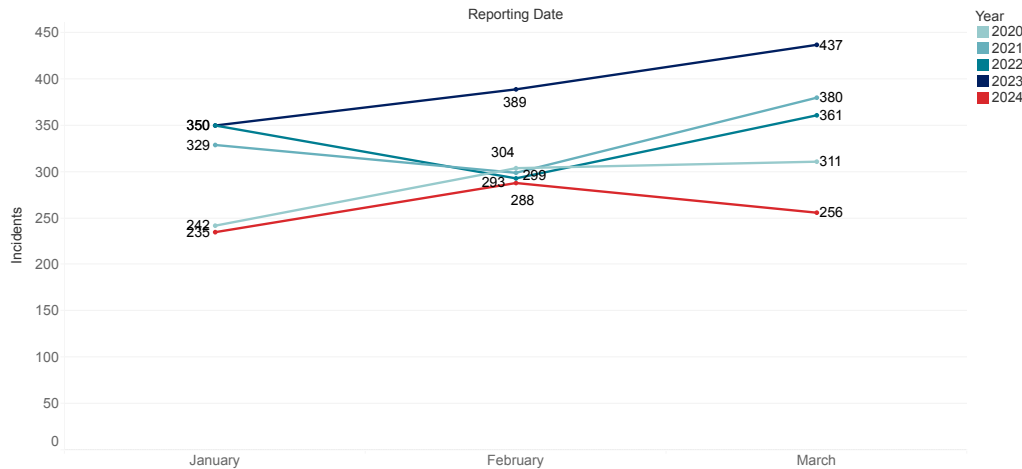
Shows the number of Aggravated Assault cases filed from 2020 to 2024 reported by Harris County District Clerk. Updated February 29, 2024

CASES FILED

The data depicts the count of Aggravated Assault criminal cases filed in Harris County from March 2020 to March 2024. In March 2020, 298 Aggravated Assault criminal cases were filed, which increased to 399 in March 2021, marking a 33.89% rise from the previous year. Subsequently, March 2022 witnessed a slight decrease, with 355 cases filed, indicating a 11.03% decline compared to March 2021. However, March 2023 saw a further increase to 396 filed Aggravated Assault cases, representing a 11.55% rise from the preceding year. Finally, in March 2024, the number increased to 478 filed cases, demonstrating a **20.71% increase from March 2023**. This analysis provides insights into the fluctuations and trends in the count of Aggravated Assault criminal cases filed in Harris County over the specified timeframe.

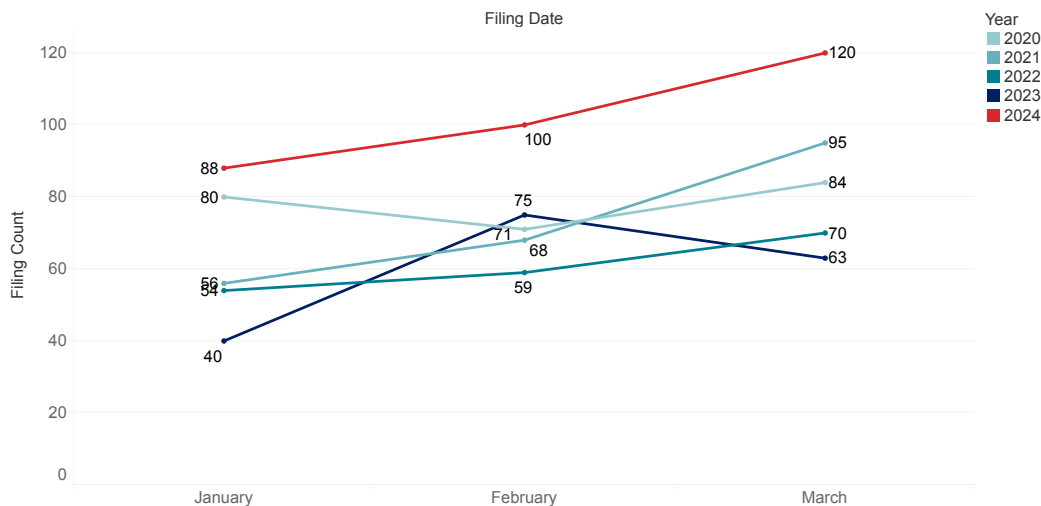
SEXUAL ASSAULT

Sexual Assault - TXDPS



Shows the number of sexual assault offenses that occurred from 2020 to 2024. Data was retrieved from Texas DPS NIBRS Offense Distribution for Crimes Against Person (Offense Attempted/Completed). Data was filtered for Pasadena PD, Baytown PD, HarrisCounty SO and Houston PD reports.

Sexual Assault - HCDC



Shows the number of Sexual Assault cases filed from 2020 to 2024 reported by Harris County District Clerk. Updated February 29, 2024

OFFENSE OCCURRENCES

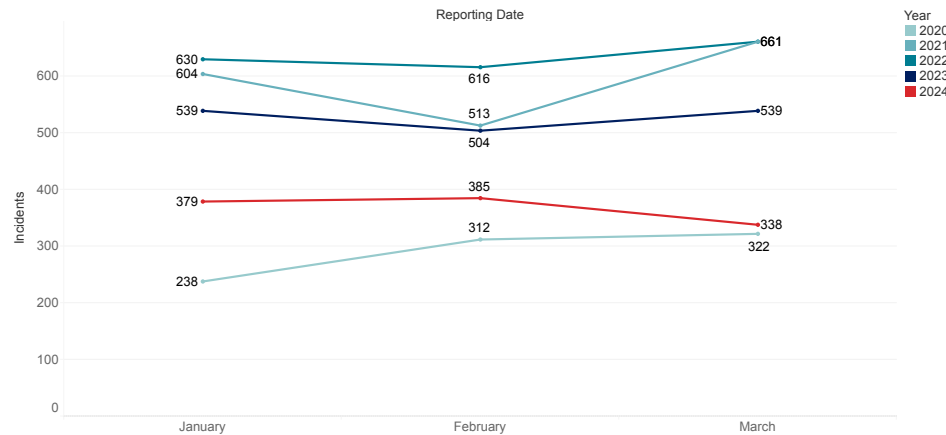
In March 2020, Harris County law enforcement reported 311 Sexual Assault offenses. This figure decreased slightly to 380 in March 2021, marking a 22.19% decline from the previous year. March 2022 saw a further decrease, with 361 reported offenses, indicating a 5.00% drop compared to March 2021. However, March 2023 witnessed a significant increase to 437 reported Sexual Assault offenses, representing a 21.61% rise from March 2022. Finally, in March 2024, the number decreased to 256 reported offenses, demonstrating a substantial **41.40% decrease from March 2023**. Comparing the highest reported Sexual Assault offenses in March across the five years, March 2023 holds the record with 437 reported offenses, while March 2024 has the lowest count at 256 reported offenses. This analysis unveils significant fluctuations in the count of Sexual Assault offenses over the past five years, showcasing varied trends annually.

CASES FILED

The data illustrates the count of Sexual Assault criminal cases filed in Harris County from March 2020 to March 2024. In March 2020, 84 Sexual Assault criminal cases were filed, which increased slightly to 95 in March 2021, marking a 13.10% rise from the previous year. Subsequently, March 2022 witnessed a decrease, with 70 cases filed, indicating a 26.32% decline compared to March 2021. However, March 2023 saw a slight decrease to 63 filed Sexual Assault cases, representing an 10.00% decline from the preceding year. Finally, in March 2024, the number increased to 120 filed cases, demonstrating a **90.48% increase from March 2023**. This analysis provides insights into the fluctuations and trends in the count of Sexual Assault criminal cases filed in Harris County over the specified timeframe.

WEAPON VIOLATIONS

Weapon Violations - TXDPS

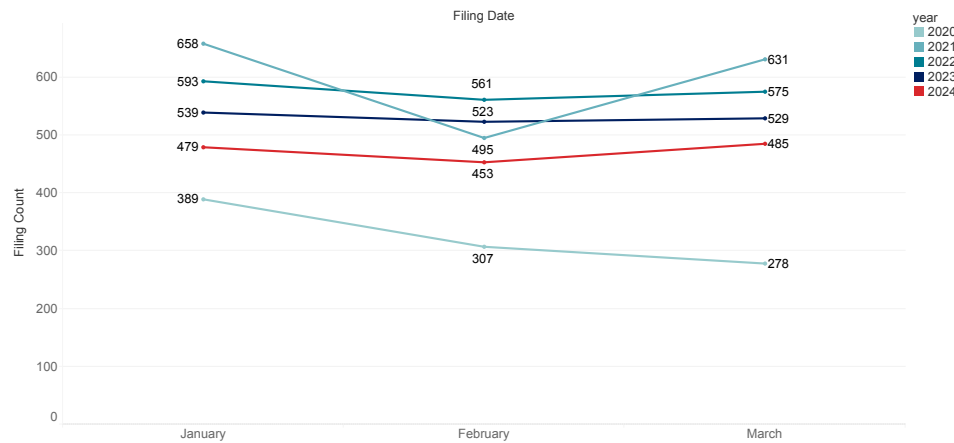


Shows the number of weapon violation offenses that occurred from 2020 to 2024. Data was retrieved from Texas DPS NIBRS Offense Distribution for Crimes Against Person (Offense Attempted/Completed). Data was filtered for Pasadena PD, Baytown PD, HarrisCounty SO and Houston PD reports.

OFFENSE OCCURRENCES

The data portrays the count of Weapon Violations offenses reported in Harris County from March 2020 to March 2024. In March 2020, Harris County law enforcement reported 322 Weapon Violations. This figure surged to 661 in March 2021, marking a substantial 105.28% increase from the previous year. March 2022 witnessed a slight decrease, with 661 reported violations, indicating no change compared to March 2021. However, March 2023 saw a decrease to 539 reported Weapon Violations, representing a 18.48% decline from March 2022. Finally, in March 2024, the number decreased to 338 reported violations, demonstrating a significant **37.26% decrease from March 2023**. Comparing the highest reported Weapon Violations in March across the five years, March 2021 holds the record with 661 reported violations, while March 2024 has the lowest count at 338 reported violations. This analysis reveals noteworthy fluctuations in the count of Weapon Violations over the past five years, showcasing varied trends annually.

Weapon Violations - HCDC



Shows the number of Weapon Violation cases filed from 2020 to 2024 reported by Harris County District Clerk. Updated February 29, 2024

CASES FILED

The data portrays the count of Weapon Violations reported in Harris County from March 2020 to March 2024. In March 2020, 278 Weapon Violations were reported. This figure increased to 631 in March 2021, marking a notable 127.34% rise from the previous year. Subsequently, in March 2022, there were 575 cases reported, indicating a 8.88% decline compared to March 2021. However, March 2023 had a slight increase to 529 reported Weapon Violations, representing a 6.43% rise from the preceding year. Finally, in March 2024, the number decreased to 485 reported violations, demonstrating a **8.32% decrease from March 2023**. This analysis provides insights into the fluctuations and trends in the count of Weapon Violations reported in Harris County over the specified timeframe.