

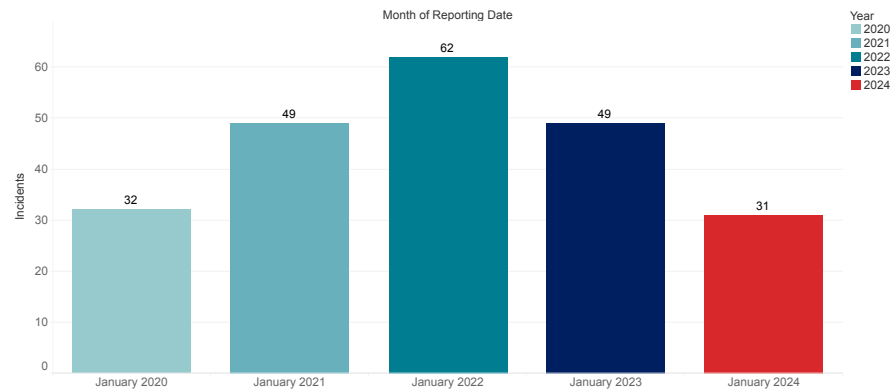
MONTHLY CRIME INDEX

JANUARY 2023

In our **Monthly Crime Index**, we aim to provide you with an accurate representation of crime statistics in Harris County, Houston. The monthly statistics are represented in two graphs. The top graph reflects offenses occurrences retrieved from the Texas Department of Public Safety (TXDPS) Offense Distribution Report and reflects offense occurrences as reported by Harris County Sheriff's Office (HCSO), Houston Police Department (HPD), Pasadena Police Department (PPD) and Baytown Police Department (BPD). The bottom graph presents data retrieved from Harris County District Clerk's office (HCDC) and represents criminal cases filed in Harris County. Represented here are the figures from the month of January until month of January over the past five years for the categories of **Homicide, Aggravated Assault, Sexual Assault, and Weapons Violations**.

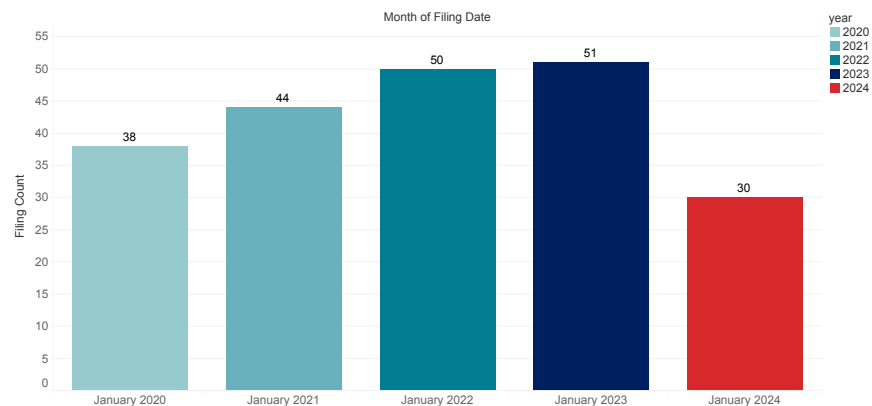
HOMICIDE:

Homicide - TXDPS



Shows the number of homicide offenses that occurred from 2020 to 2024. Data was retrieved from Texas DPS NIBRS Offense Distribution for Crimes Against Person (Offense Attempted/Completed). Data was filtered for Pasadena PD, Baytown PD, HarrisCounty SO and Houston PD reports.

Homicide - HCDC



Shows the number of Homicide cases filed from 2020 to 2024 reported by Harris County District Clerk. Updated February 29, 2024

OFFENSE OCCURRENCES

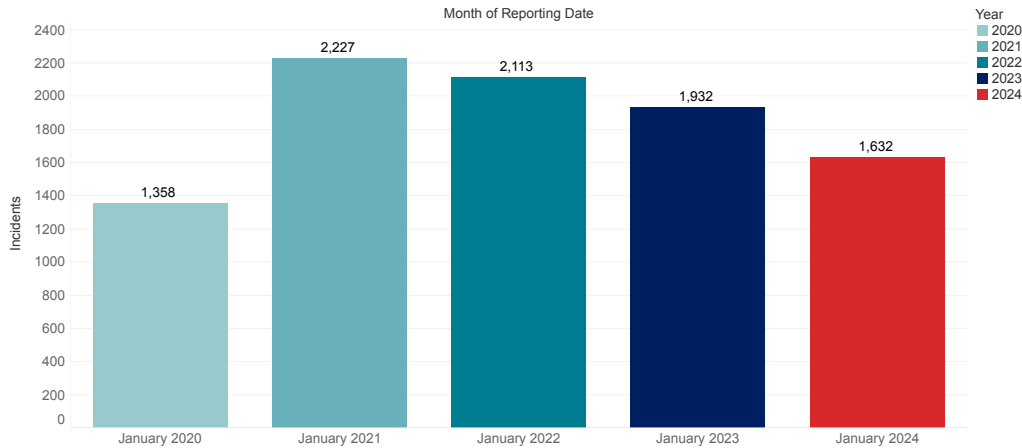
In January 2020, Harris County law enforcement reported 32 Homicide offenses. This figure rose to 49 in January 2021, marking a 53.13% increase from the previous year. January 2022 saw a further uptick, with 62 reported offenses, indicating a 26.53% rise compared to January 2021. However, January 2023 witnessed a decrease to 49 reported Homicide offenses, representing a 20.97% decline from January 2022. Finally, in January 2024, the number decreased to 31 reported offenses, demonstrating a **36.73% decrease from January 2023**. Comparing the highest reported Homicide offenses in January across the five years, January 2022 holds the record with 62 reported offenses, while January 2024 has the lowest count at 31 reported offenses. This analysis unveils significant fluctuations in the count of Homicide offenses over the past five years, showcasing varied trends annually.

CASES FILED

The data reveals the count of Homicide criminal cases filed in Harris County from January 2020 to January 2024. In January 2020, 38 Homicide criminal cases were filed, which increased to 44 in January 2021, marking a 15.79% rise from the previous year. Subsequently, January 2022 witnessed a further increase, with 50 cases filed, indicating a 13.64% uptick compared to January 2021. However, January 2023 saw a slight increase to 51 filed Homicide cases, representing a 2% rise from the preceding year. Finally, in January 2024, the number decreased to 30 filed cases, demonstrating a **41.18% decrease from January 2023**. This analysis provides insights into the fluctuations and trends in the count of Homicide criminal cases filed in Harris County over the specified timeframe.

AGGRAVATED ASSAULT

Aggravated Assault - TXDPS

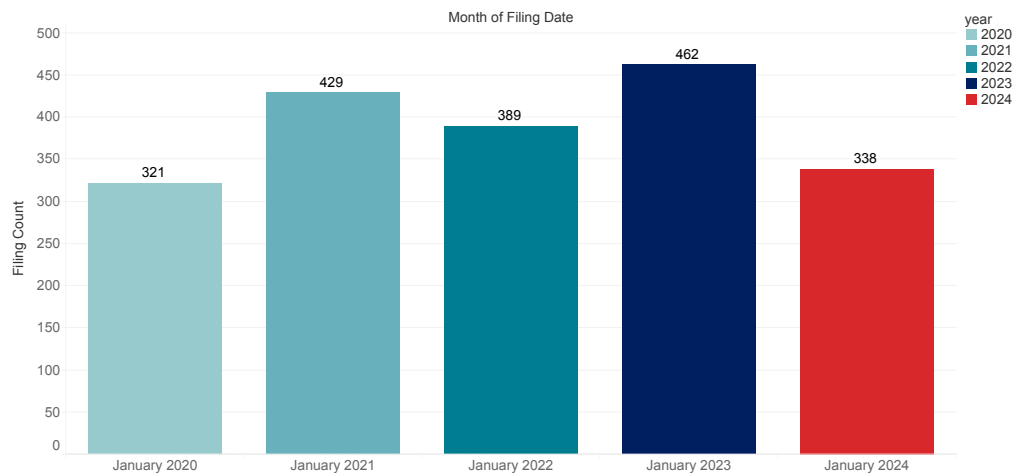


Shows the number of aggravated assault offenses that occurred from 2020 to 2024. Data was retrieved from Texas DPS NIBRS Offense Distribution for Crimes Against Person (Offense Attempted/Completed). Data was filtered for Pasadena PD, Baytown PD, HarrisCounty SO and Houston PD reports.

OFFENSE OCCURENCES

In January 2020, Harris County law enforcement reported 1,358 Aggravated Assault incidents. This figure increased substantially to 2,227 in January 2021, marking a significant 64.18% surge from the previous year. However, January 2022 saw a decrease to 2,113 reported incidents, indicating a 5.12% decline compared to January 2021. Further, January 2023 witnessed a decrease to 1,932 reported Aggravated Assault incidents, representing a 8.56% decline from January 2022. Finally, in January 2024, the number decreased to 1,632 reported incidents, demonstrating a **15.54% decrease from January 2023**. Comparing the highest reported Aggravated Assault incidents in January across the five years, January 2021 holds the record with 2,227 reported incidents, while January 2024 has the lowest count at 1,632 reported incidents. This analysis unveils significant fluctuations in the count of Aggravated Assault incidents over the past five years, illustrating varied trends annually.

Aggravated Assault - HCDC



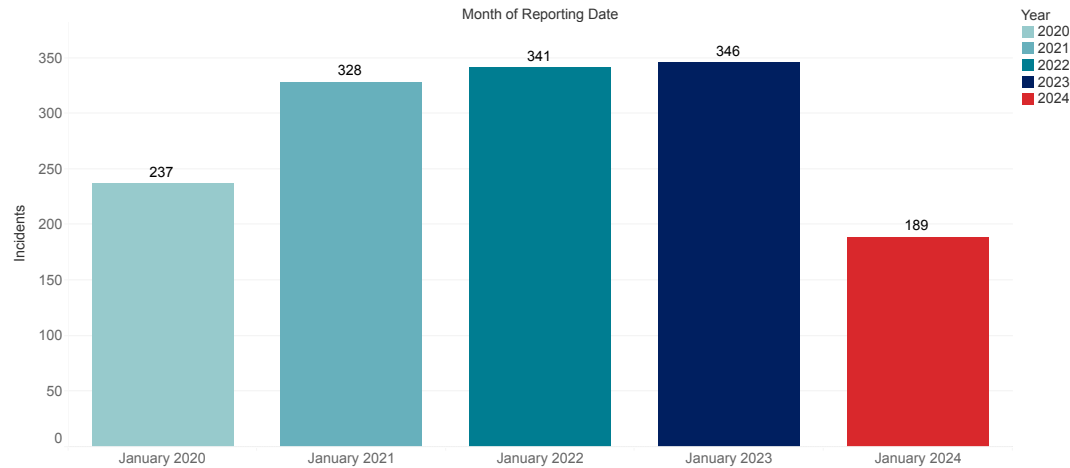
Shows the number of Aggravated Assault cases filed from 2020 to 2024 reported by Harris County District Clerk. Updated February 29, 2024

CASES FILED

The data depicts the count of Aggravated Assault criminal cases filed in Harris County from January 2020 to January 2024. In January 2020, 321 Aggravated Assault criminal cases were filed, which increased to 429 in January 2021, marking a 33.64% rise from the previous year. Subsequently, January 2022 witnessed a slight decrease, with 389 cases filed, indicating a 9.31% decline compared to January 2021. However, January 2023 saw an increase to 462 filed Aggravated Assault cases, representing an 18.74% rise from the preceding year. Finally, in January 2024, the number decreased to 338 filed cases, demonstrating a **26.85% decrease from January 2023**. This analysis provides insights into the fluctuations and trends in the count of Aggravated Assault criminal cases filed in Harris County over the specified timeframe.

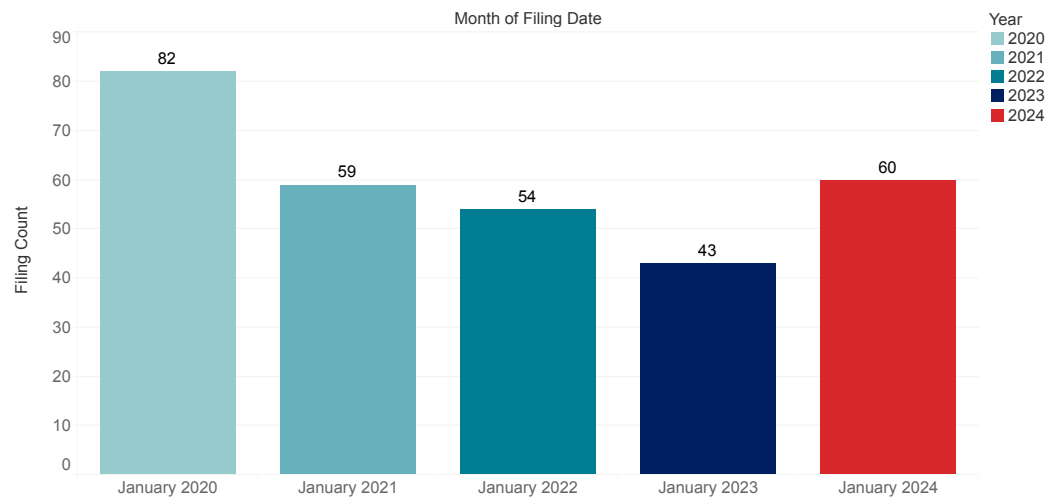
SEXUAL ASSAULT

Sexual Assault - TXDPS



Shows the number of sexual assault offenses that occurred from 2020 to 2024. Data was retrieved from Texas DPS NIBRS Offense Distribution for Crimes Against Person (Offense Attempted/Completed). Data was filtered for Pasadena PD, Baytown PD, HarrisCounty SO and Houston PD reports.

Sexual Assault - HCDC



Shows the number of Sexual Assault cases filed from 2020 to 2024 reported by Harris County District Clerk. Updated February 29, 2024

OFFENSE OCCURRENCES

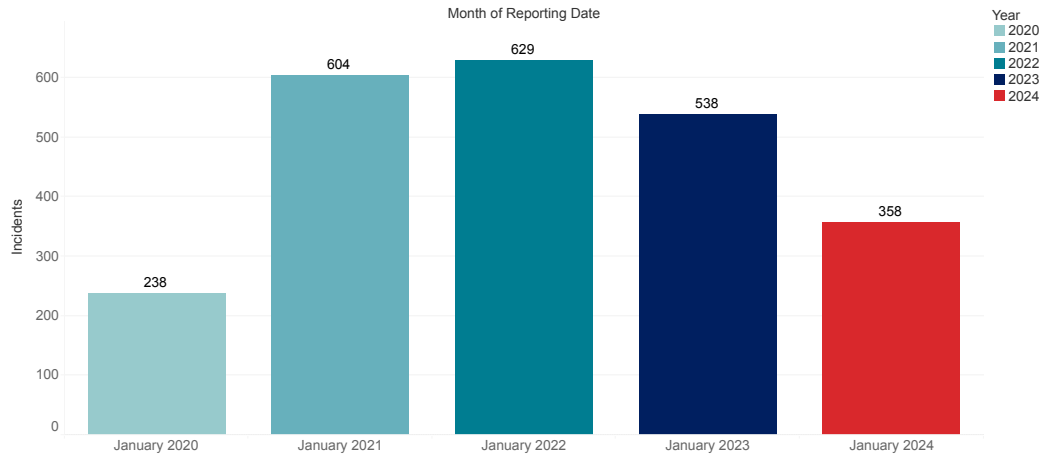
In January 2020, Harris County law enforcement reported 237 Sexual Assault offenses. This figure rose to 328 in January 2021, marking a significant 38.34% increase from the previous year. January 2022 saw a further uptick, with 341 reported offenses, indicating a 3.96% rise compared to January 2021. However, January 2023 witnessed a slight increase to 346 reported Sexual Assault offenses, representing a 1.47% rise from January 2022. Finally, in January 2024, the number decreased to 189 reported offenses, demonstrating a substantial **45.95% decrease from January 2023**. Comparing the highest reported Sexual Assault offenses in January across the five years, January 2023 holds the record with 346 reported offenses, while January 2024 has the lowest count at 189 reported offenses. This analysis unveils significant fluctuations in the count of Sexual Assault offenses over the past five years, showcasing varied trends annually.

CASES FILED

The data illustrates the count of Sexual Assault criminal cases filed in Harris County from January 2020 to January 2024. In January 2020, 82 Sexual Assault criminal cases were filed, which dramatically decreased to 59 in January 2021, marking a notable 28.05% decline from the previous year. Subsequently, January 2022 witnessed a significant decrease, with only 54 cases filed, indicating a substantial 8.47% decline compared to January 2021. However, January 2023 saw a further decrease to 43 filed Sexual Assault cases, representing a 20.37% decline from the preceding year. Finally, in January 2024, the number increased slightly to 60 filed cases, demonstrating a **39.53% increase from January 2023**. This analysis provides insights into the fluctuations and trends in the count of Sexual Assault criminal cases filed in Harris County over the specified timeframe.

WEAPON VIOLATIONS

Weapon Violations - TXDPS

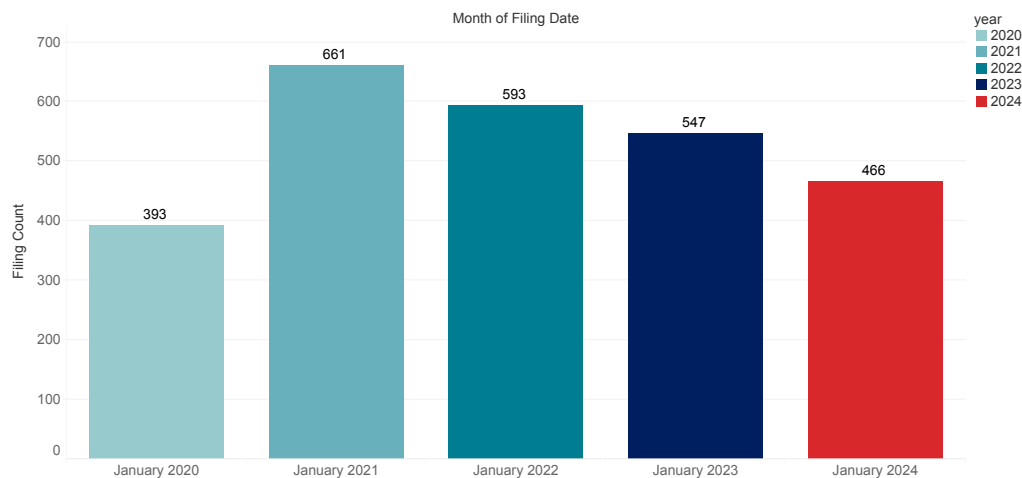


Shows the number of weapon violation offenses that occurred from 2020 to 2024. Data was retrieved from Texas DPS NIBRS Offense Distribution for Crimes Against Person (Offense Attempted/Completed). Data was filtered for Pasadena PD, Baytown PD, HarrisCounty SO and Houston PD reports.

OFFENSE OCCURRENCES

The data portrays the count of Weapon Violations reported in Harris County from January 2020 to January 2024. In January 2020, Harris County law enforcement reported 238 Weapon Violations. This figure surged to 604 in January 2021, marking a substantial 153.36% increase from the previous year. January 2022 witnessed a further increase, with 629 reported violations, indicating a 4.14% rise compared to January 2021. However, January 2023 saw a decrease to 538 reported Weapon Violations, representing a 14.44% decline from January 2022. Finally, in January 2024, the number decreased to 358 reported violations, demonstrating a significant 33.46% decrease from January 2023. Comparing the highest reported Weapon Violations in January across the five years, January 2022 holds the record with 629 reported violations, while January 2024 has the lowest count at 358 reported violations. This analysis reveals noteworthy fluctuations in the count of Weapon Violations over the past five years, showcasing varied trends annually.

Weapon Violations - HCDC



Shows the number of Weapon Violation cases filed from 2020 to 2024 reported by Harris County District Clerk. Updated February 29, 2024

CASES FILED

The data portrays the count of Weapon Violations reported in Harris County from January 2020 to January 2024. In January 2020, 393 Weapon Violations were reported. This figure increased to 661 in January 2021, marking a notable 68.21% rise from the previous year. Subsequently, January 2022 witnessed a decrease, with 593 cases reported, indicating a 10.29% decline compared to January 2021. However, January 2023 saw a slight increase to 547 reported Weapon Violations, representing a 7.76% rise from the preceding year. Finally, in January 2024, the number decreased to 466 reported violations, demonstrating a 14.80% decrease from January 2023. This analysis provides insights into the fluctuations and trends in the count of Weapon Violations reported in Harris County over the specified timeframe.