

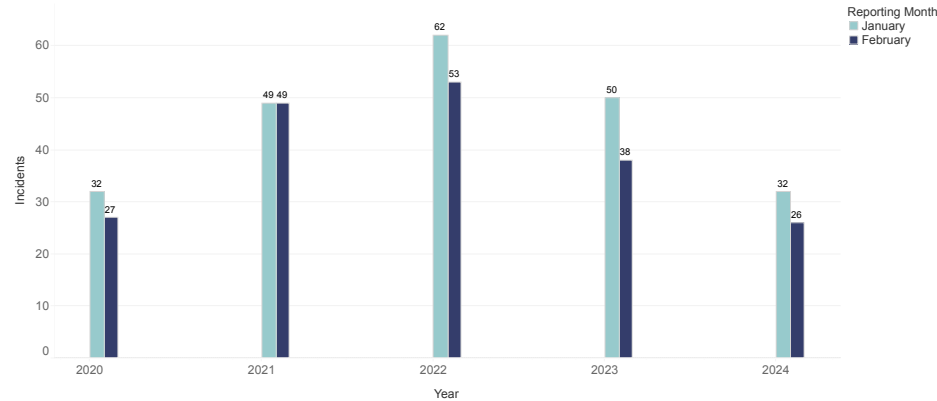
MONTHLY CRIME INDEX

FEBRUARY 2023

In our **Monthly Crime Index**, we aim to provide you with an accurate representation of crime statistics in Harris County, Houston. The monthly statistics are represented in two graphs. The top graph reflects offenses occurrences retrieved from the Texas Department of Public Safety (TXDPS) Offense Distribution Report and reflects offense occurrences as reported by Harris County Sheriff's Office (HCSO), Houston Police Department (HPD), Pasadena Police Department (PPD) and Baytown Police Department (BPD). The bottom graph presents data retrieved from Harris County District Clerk's office (HCDC) and represents criminal cases filed in Harris County. Represented here are the figures from the month of February until month of February over the past five years for the categories of **Homicide, Aggravated Assault, Sexual Assault, and Weapons Violations**.

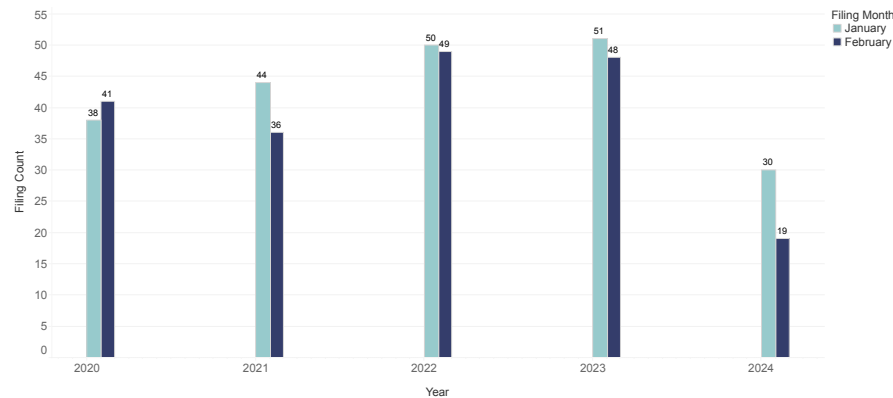
HOMICIDE:

Homicide - TXDPS



Shows the number of homicide offenses that occurred from 2020 to 2024. Data was retrieved from Texas DPS NIBRS Offense Distribution for Crimes Against Person (Offense Attempted/Completed). Data was filtered for Pasadena PD, Baytown PD, HarrisCounty SO and Houston PD reports.

Homicide - HCDC



Shows the number of Homicide cases filed from 2020 to 2024 reported by Harris County District Clerk. Updated March 31, 2024

OFFENSE OCCURRENCES

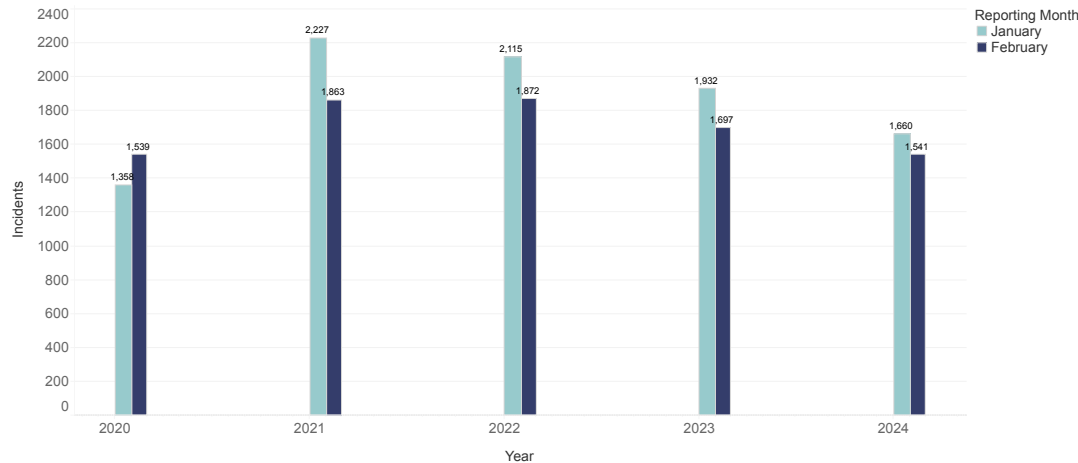
In February 2020, Harris County law enforcement reported 27 Homicide offenses. This figure rose to 49 in February 2021, marking an 81.48% increase from the previous year. February 2022 saw a further uptick, with 53 reported offenses, indicating an 8.16% rise compared to February 2021. However, in February 2023 there were 38 reported Homicide offenses, representing a 28.30% decline from February 2022. Finally, in February 2024, the number of reported offenses decreased to 26, demonstrating a **31.58% decrease from February 2023**. Comparing the highest reported Homicide offenses in February across the five years, February 2021 holds the record with 49 reported offenses, while February 2024 has the lowest count at 26 reported offenses. This analysis unveils significant fluctuations in the count of Homicide offenses over the past five years, showcasing varied trends annually.

CASES FILED

The data reveals the count of Homicide criminal cases filed in Harris County from February 2020 to February 2024. In February 2020, 41 Homicide criminal cases were filed, which decreased to 36 in February 2021, marking a 12.20% decline from the previous year. Subsequently, February 2022 witnessed a significant increase, with 49 cases filed, indicating a 36.11% uptick compared to February 2021. However, February 2023 saw a slight decrease to 48 filed Homicide cases, representing a 2.04% decline from the preceding year. Finally, in February 2024, the number decreased to 19 filed cases, demonstrating a **60.42% decrease from February 2023**. This analysis provides insights into the fluctuations and trends in the count of Homicide criminal cases filed in Harris County over the specified timeframe.

AGGRAVATED ASSAULT

Aggravated Assault - TXDPS

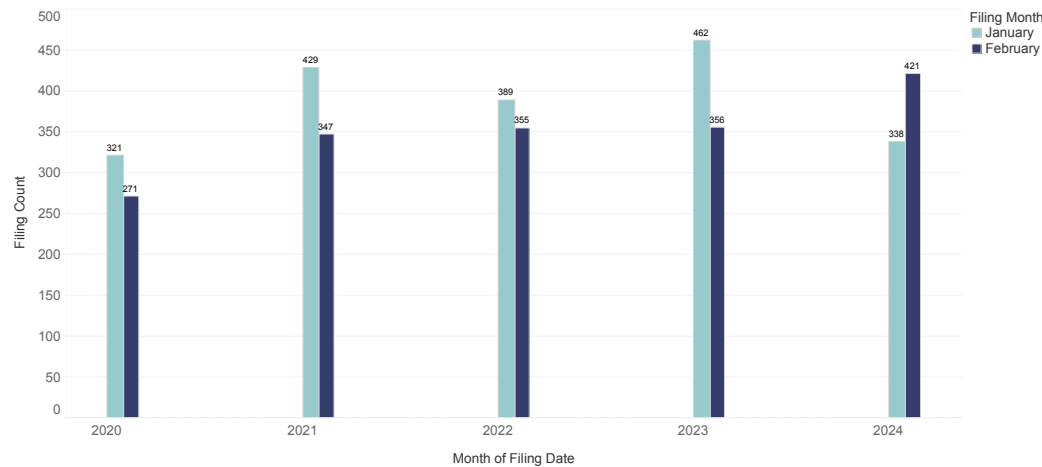


Shows the number of aggravated assault offenses that occurred from 2020 to 2024. Data was retrieved from Texas DPS NIBRS Offense Distribution for Crimes Against Person (Offense Attempted/Completed). Data was filtered for Pasadena PD, Baytown PD, HarrisCounty SO and Houston PD reports.

OFFENSE OCCURENCES

In February 2020, Harris County law enforcement reported 1,539 Aggravated Assault incidents. This figure increased substantially to 1,863 in February 2021, marking a significant 20.99% surge from the previous year. However, February 2022 saw a slight increase to 1,872 reported incidents, indicating a 0.48% rise compared to February 2021. Further, February 2023 witnessed a decrease to 1,697 reported Aggravated Assault incidents, representing a 9.34% decline from February 2022. Finally, in February 2024, the number decreased to 1,541 reported incidents, demonstrating a **9.09% decrease from February 2023**. Comparing the highest reported Aggravated Assault incidents in February across the five years, February 2021 holds the record with 1,863 reported incidents, while February 2024 has the lowest count at 1,541 reported incidents. This analysis unveils significant fluctuations in the count of Aggravated Assault incidents over the past five years, illustrating varied trends annually.

Aggravated Assault - HCDC



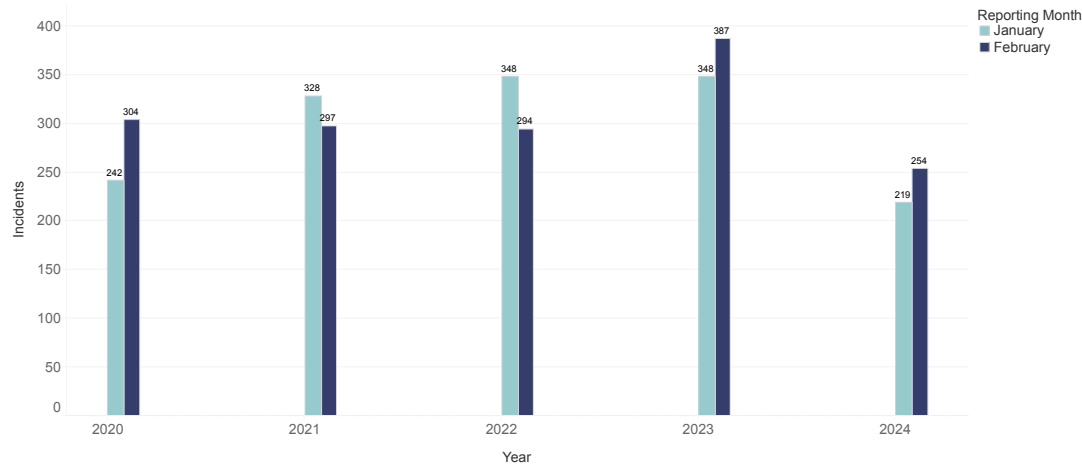
Shows the number of Aggravated Assault cases filed from 2020 to 2024 reported by Harris County District Clerk. Updated March 31, 2024

CASES FILED

The data depicts the count of Aggravated Assault criminal cases filed in Harris County from February 2020 to February 2024. In February 2020, 271 Aggravated Assault criminal cases were filed, which increased to 347 in February 2021, marking a 27.93% rise from the previous year. Subsequently, February 2022 witnessed a slight increase, with 355 cases filed, indicating a 2.30% uptick compared to February 2021. However, February 2023 saw a further increase to 356 filed Aggravated Assault cases, representing a 0.28% rise from the preceding year. Finally, in February 2024, the number increased to 421 filed cases, demonstrating a **18.26% increase from February 2023**. This analysis provides insights into the fluctuations and trends in the count of Aggravated Assault criminal cases filed in Harris County over the specified timeframe.

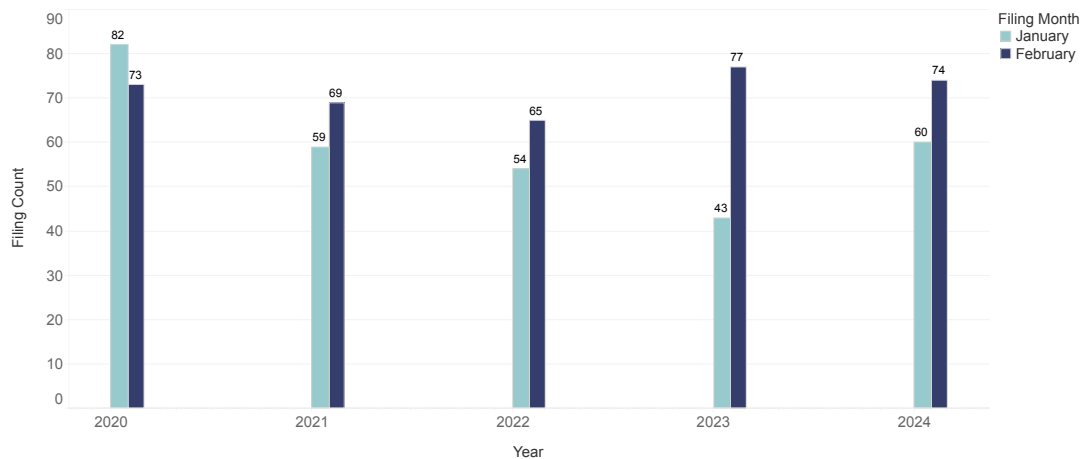
SEXUAL ASSAULT

Sexual Assault - TXDPS



Shows the number of sexual assault offenses that occurred from 2020 to 2024. Data was retrieved from Texas DPS NIBRS Offense Distribution for Crimes Against Person (Offense Attempted/Completed). Data was filtered for Pasadena PD, Baytown PD, HarrisCounty SO and Houston PD reports.

Sexual Assault - HCDC



Shows the number of Sexual Assault cases filed from 2020 to 2024 reported by Harris County District Clerk. Updated March 31, 2024

OFFENSE OCCURRENCES

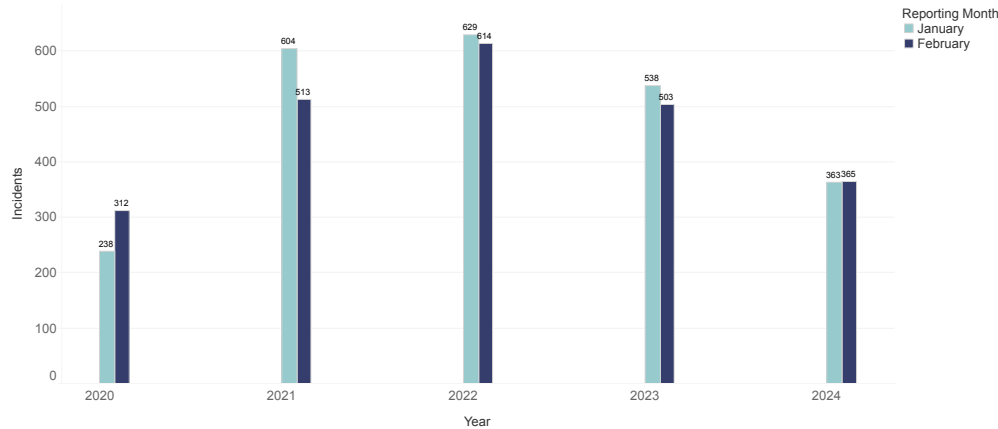
In February 2020, Harris County law enforcement reported 304 Sexual Assault offenses. This figure decreased slightly to 297 in February 2021, marking a 2.30% decline from the previous year. February 2022 saw a further decrease, with 294 reported offenses, indicating a 1.01% drop compared to February 2021. However, February 2023 witnessed a significant increase to 387 reported Sexual Assault offenses, representing a 31.63% rise from February 2022. Finally, in February 2024, the number decreased to 254 reported offenses, demonstrating a substantial **34.18% decrease from February 2023**. Comparing the highest reported Sexual Assault offenses in February across the five years, February 2023 holds the record with 387 reported offenses, while February 2024 has the lowest count at 254 reported offenses. This analysis unveils significant fluctuations in the count of Sexual Assault offenses over the past five years, showcasing varied trends annually.

CASES FILED

The data illustrates the count of Sexual Assault criminal cases filed in Harris County from February 2020 to February 2024. In February 2020, 73 Sexual Assault criminal cases were filed, which decreased slightly to 69 in February 2021, marking a 5.48% decline from the previous year. Subsequently, February 2022 witnessed another decrease, with 65 cases filed, indicating a 5.80% decline compared to February 2021. However, February 2023 saw a slight increase to 77 filed Sexual Assault cases, representing an 18.46% rise from the preceding year. Finally, in February 2024, the number decreased slightly to 74 filed cases, demonstrating a **3.90% decrease from February 2023**. This analysis provides insights into the fluctuations and trends in the count of Sexual Assault criminal cases filed in Harris County over the specified timeframe.

WEAPON VIOLATIONS

Weapon Violations - TXDPS

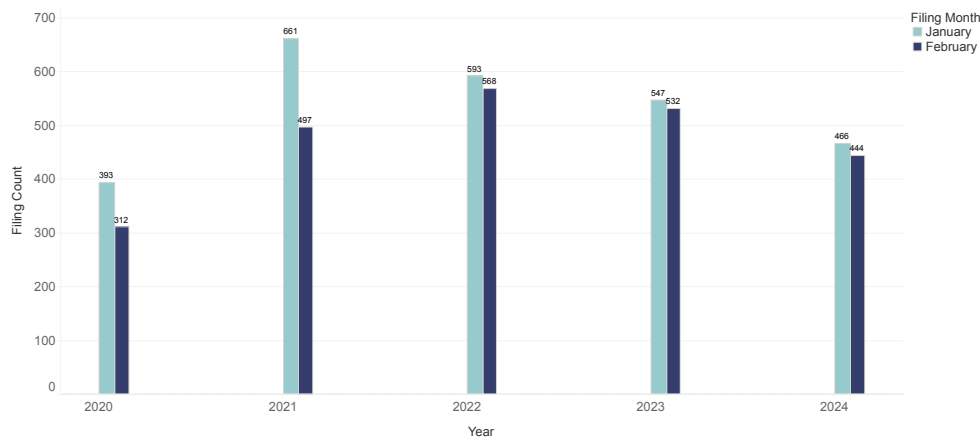


Shows the number of weapon violation offenses that occurred from 2020 to 2024. Data was retrieved from Texas DPS NIBRS Offense Distribution for Crimes Against Person (Offense Attempted/Completed). Data was filtered for Pasadena PD, Baytown PD, HarrisCounty SO and Houston PD reports.

OFFENSE OCCURRENCES

The data portrays the count of Weapon Violations offenses reported in Harris County from February 2020 to February 2024. In February 2020, Harris County law enforcement reported 312 Weapon Violations. This figure surged to 513 in February 2021, marking a substantial 64.74% increase from the previous year. February 2022 witnessed a further increase, with 614 reported violations, indicating a 19.65% rise compared to February 2021. However, February 2023 saw a decrease to 503 reported Weapon Violations, representing a 18.03% decline from February 2022. Finally, in February 2024, the number decreased to 365 reported violations, demonstrating a significant **27.43% decrease from February 2023**. Comparing the highest reported Weapon Violations in February across the five years, February 2022 holds the record with 614 reported violations, while February 2024 has the lowest count at 365 reported violations. This analysis reveals noteworthy fluctuations in the count of Weapon Violations over the past five years, showcasing varied trends annually.

Weapon Violations - HCDC



Shows the number of Weapon Violation cases filed from 2020 to 2024 reported by Harris County District Clerk. Updated March 31, 2024

CASES FILED

The data portrays the count of Weapon Violations reported in Harris County from February 2020 to February 2024. In February 2020, 312 Weapon Violations were reported. This figure increased to 497 in February 2021, marking a notable 59.94% rise from the previous year. Subsequently, in February 2022 there were 568 cases reported, indicating a 14.28% decline compared to February 2021. However, February 2023 had a slight increase to 532 reported Weapon Violations, representing a 6.34% rise from the preceding year. Finally, in February 2024, the number decreased to 444 reported violations, demonstrating a **16.54% decrease from February 2023**. This analysis provides insights into the fluctuations and trends in the count of Weapon Violations reported in Harris County over the specified timeframe.