

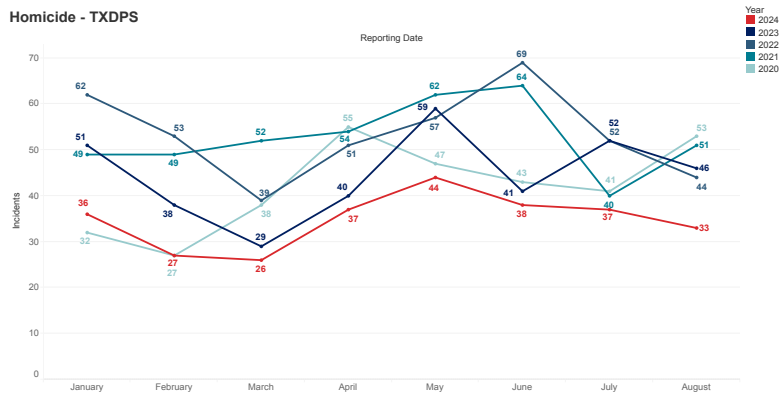
MONTHLY CRIME INDEX

AUGUST 2024

In our **Monthly Crime Index**, we aim to provide you with an accurate representation of crime statistics in Harris County, Houston. The monthly statistics are represented in two graphs. The top graph reflects offenses occurrences retrieved from the Texas Department of Public Safety (TXDPS) Offense Distribution Report and reflects offense occurrences as reported by Harris County Sheriff's Office (HCSO), Houston Police Department (HPD), Pasadena Police Department (PPD) and Baytown Police Department (BPD). The bottom graph presents data retrieved from Harris County District Clerk's office (HCDC) and represents criminal cases filed in Harris County. Represented here are the figures from the month of August until month of August over the past five years for the categories of **Homicide, Aggravated Assault, Sexual Assault, and Weapons Violations**.

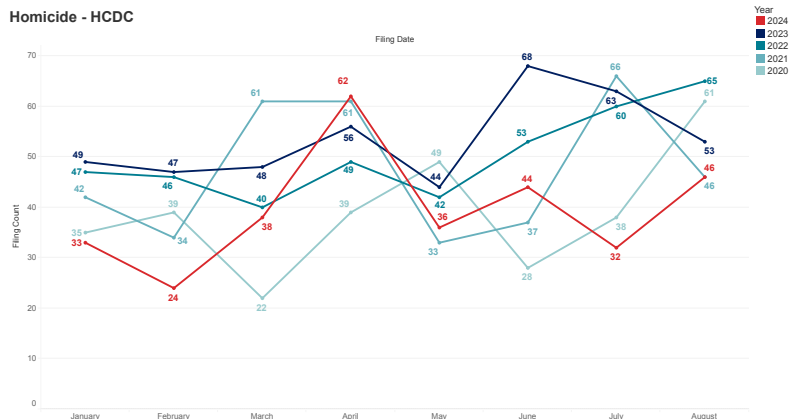
HOMICIDE:

Homicide - TXDPS



Shows the number of homicide offenses that occurred from 2020 to 2024. Data was retrieved from Texas DPS NIBRS Offense Distribution for Crimes Against Person (Offense Attempted/Completed). Data was filtered for Pasadena PD, Baytown PD, Harris County SO and Houston PD reports.

Homicide - HCDC



Shows the number of Homicide cases filed from 2020 to 2024 reported by Harris County District Clerk.

OFFENSE OCCURRENCES

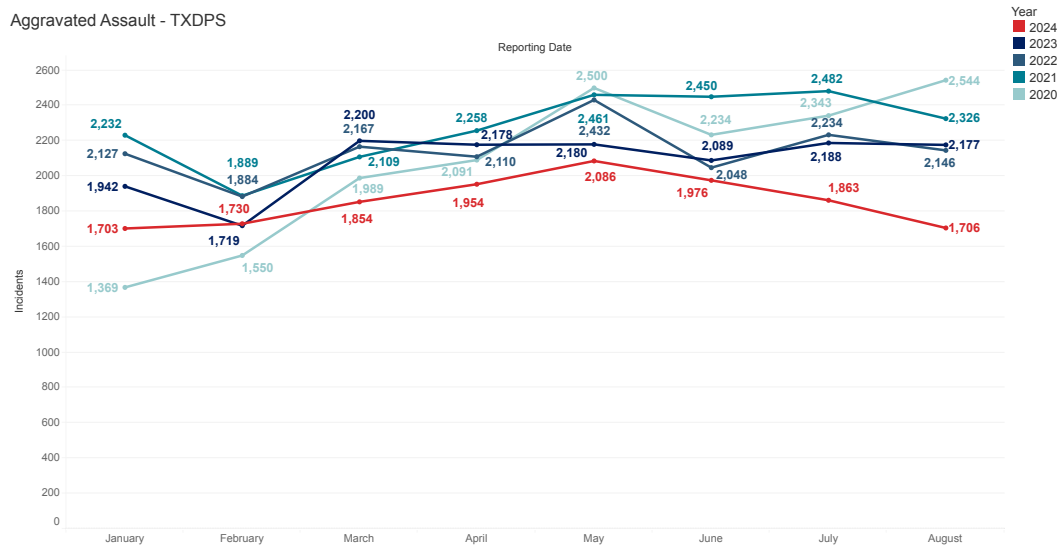
In August 2020, Harris County law enforcement reported 53 Homicide offenses. This number slightly decreased to 51 in August 2021, marking a 3.77% decrease from the previous year. In August 2022, the number of reported offenses further declined to 44, indicating a 13.73% decrease from August 2021. However, in August 2023, the number increased slightly to 46, reflecting a 4.55% rise from the previous year. Finally, in August 2024, there was a significant decline to 33 reported Homicide offenses, representing a **28.26% decrease** from August 2023. Comparing the highest number of reported offenses in August across the five years, August 2020 saw the highest count with 53 offenses, while August 2024 had the lowest with 33 reported offenses. This analysis reveals notable fluctuations in the number of Homicide offenses over the past five years, showing a mix of increases and decreases.

CASES FILED

The data reveals the count of Homicide criminal cases filed in Harris County from August 2020 to August 2024. In August 2020, 61 Homicide criminal cases were filed, which then decreased to 46 in August 2021, representing a 24.59% decrease. In August 2022, the number of cases increased to 65, reflecting a 41.30% increase from the previous year. However, in August 2023, the number of cases filed dropped to 53, marking an 18.46% decrease. Finally, in August 2024, the number of Homicide cases filed decreased again to 46, representing a **13.21% decline** compared to the previous year. This analysis highlights notable fluctuations in the number of Homicide criminal cases filed in Harris County over the five-year period, showing a pattern of alternating increases and decreases.

AGGRAVATED ASSAULT

Aggravated Assault - TXDPS

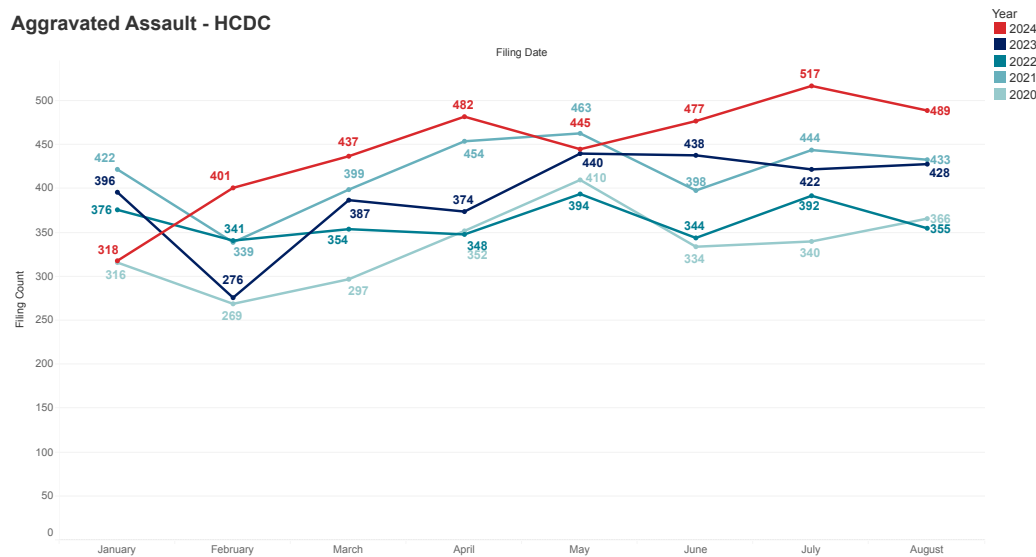


Shows the number of aggravated assault offenses that occurred from 2020 to 2024. Data was retrieved from Texas DPS NIBRS Offense Distribution for Crimes Against Person (Offense Attempted/Completed). Data was filtered for Pasadena PD, Baytown PD, Harris County SO and Houston PD reports.

OFFENSE OCCURRENCES

In August 2020, Harris County law enforcement reported 2,544 Aggravated Assault incidents. The following year in August 2021, this number decreased to 2,326, representing an 8.57% decrease from the previous year. In August 2022, the number further dropped to 2,146, marking a 7.74% decrease from August 2021. However, in August 2023, there was a slight increase to 2,177 incidents, reflecting a 1.44% rise from the previous year. Finally, in August 2024, the number of reported incidents declined significantly to 1,706, representing a **21.64% decrease** from the prior year. Comparing the highest and lowest reported Aggravated Assault incidents in August between 2020 and 2024, August 2020 holds the highest count with 2,544 incidents, while August 2024 saw the lowest number with 1,706 incidents. This analysis reveals substantial fluctuations in the count of Aggravated Assault incidents over the past five years, demonstrating notable changes in trends annually.

Aggravated Assault - HCDC



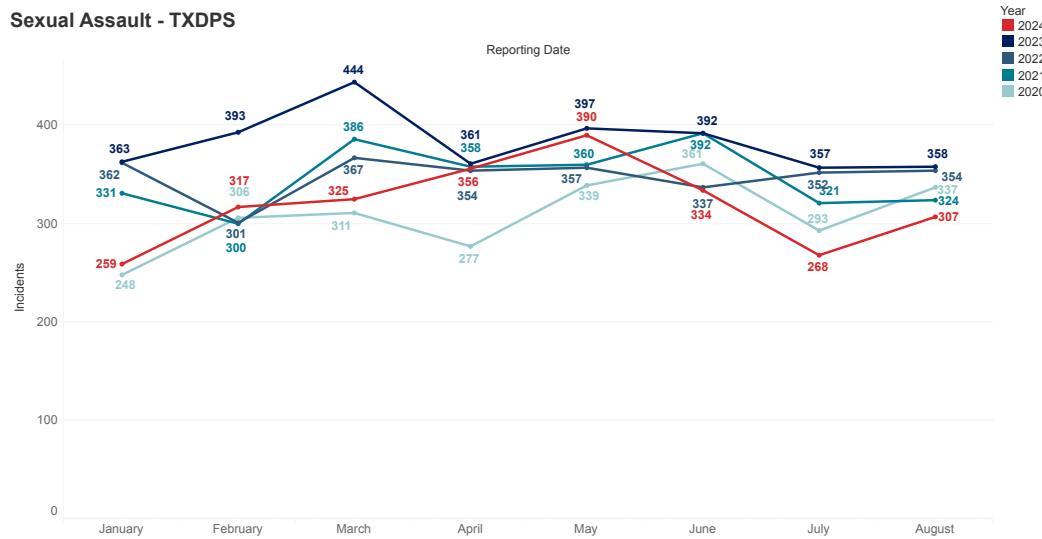
Shows the number of Aggravated Assault cases filed from 2020 to 2024 reported by Harris County District Clerk.

CASES FILED

The data reveals the count of Aggravated Assault criminal cases filed in Harris County from August 2020 to August 2024. In August 2020, 366 Aggravated Assault criminal cases were filed which increased to 433 in August 2021 which represents a 18.31% increase from the previous year. Then in August 2022 there was a 18.01% decline to 355 Aggravated Assault cases filed. Then August 2023 saw an increase in cases filed to 428 cases which represents a 20.56% increase in cases filed. Finally in August 2024, the number increased to 489, demonstrating a **14.25% increase** from August 2023. This analysis provides insights into the fluctuations and trends in the count of Aggravated Assault criminal cases filed in Harris County over the specified time frame.

SEXUAL ASSAULT

Sexual Assault - TXDPS

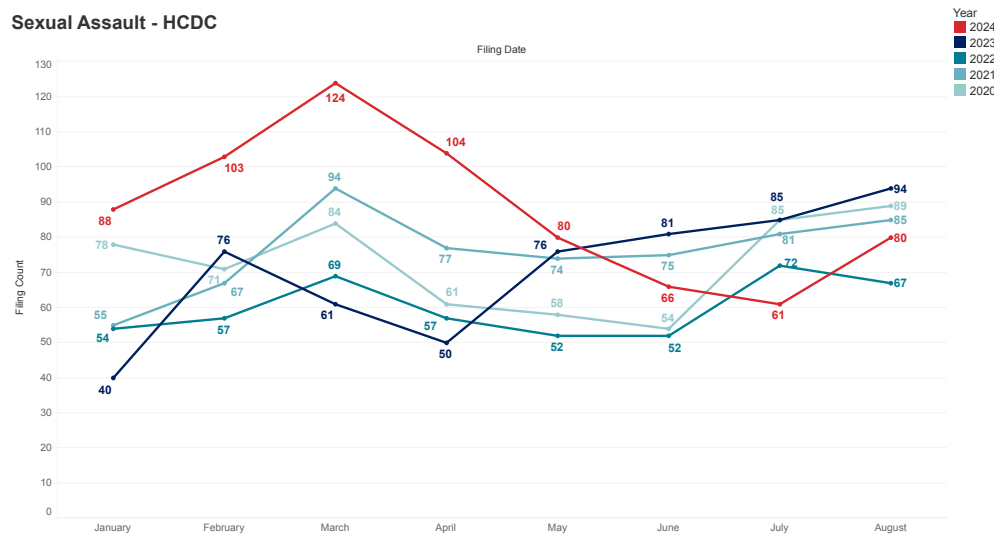


Shows the number of sexual assault offenses that occurred from 2020 to 2024. Data was retrieved from Texas DPS NIBRS Offense Distribution for Crimes Against Person (Offense Attempted/Completed). Data was filtered for Pasadena PD, Baytown PD, Harris County SO and Houston PD reports.

OFFENSE OCCURRENCES

In August 2020, Harris County law enforcement reported 337 Sexual Assault offenses. This number slightly decreased to 324 in August 2021, marking a 3.86% decrease from the previous year. In August 2022, the number of reported offenses increased to 354, reflecting a 9.26% rise from August 2021. In August 2023, there was a further slight increase to 358 offenses, which represents a 1.13% increase compared to the previous year. However, in August 2024, the number of reported offenses declined to 307, representing a **14.25% decrease** from August 2023. Comparing the highest and lowest reported Sexual Assault offenses in August across the five years, August 2023 holds the record with 358 reported offenses, while August 2024 has the lowest count at 307 offenses. This analysis reveals notable fluctuations in the count of Sexual Assault offenses over the past five years, showcasing both increases and decreases.

Sexual Assault - HCDC



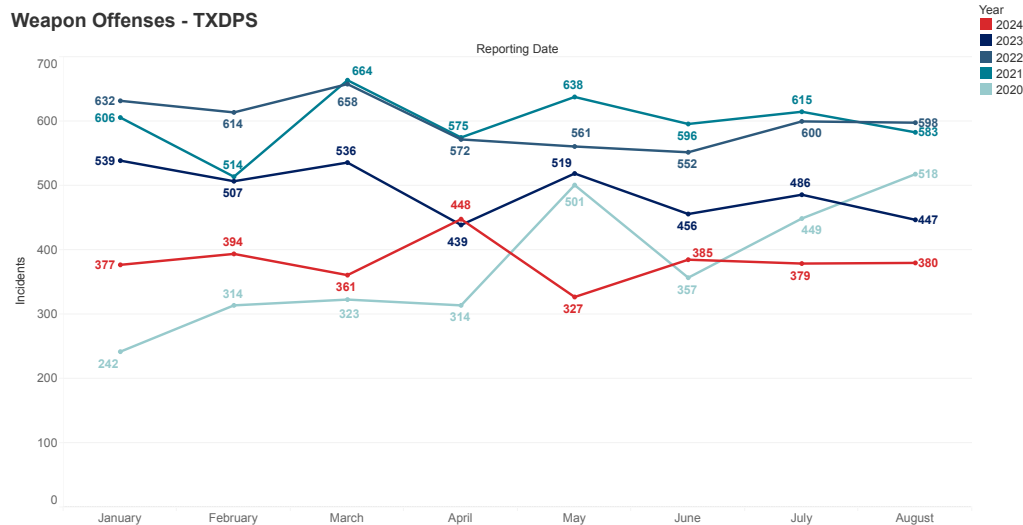
Shows the number of Sexual Assault cases filed from 2020 to 2024 reported by Harris County District Clerk.

CASES FILED

The data reveals the count of Sexual Assault criminal cases filed in Harris County from August 2020 to August 2024. In August 2020, 89 Sexual Assault criminal cases were filed, which decreased slightly to 85 in August 2021, marking a 4.49% decline from the previous year. In August 2022, the number of cases filed further declined to 67, representing a 21.18% decrease from August 2021. However, in August 2023, the number of cases increased to 94, reflecting a significant 40.30% increase from the previous year. Finally, in August 2024, the number of cases filed dropped to 80, indicating a **14.89% decline** from August 2023. This analysis provides insights into the fluctuations and trends in the count of Sexual Assault criminal cases filed in Harris County over the specified timeframe, highlighting notable shifts year over year.

WEAPON OFFENSES

Weapon Offenses - TXDPS

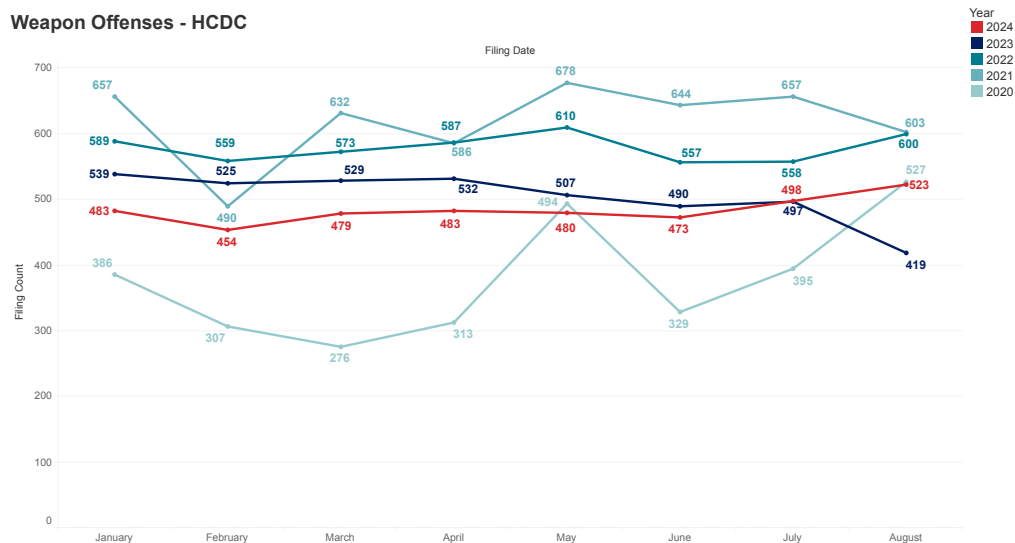


Shows the number of weapon offenses that occurred from 2020 to 2024. Data was retrieved from Texas DPS NIBRS Offense Distribution for Crimes Against Person (Offense Attempted/Completed). Data was filtered for Pasadena PD, Baytown PD, Harris County SO and Houston PD reports.

OFFENSE OCCURRENCES

The data portrays the count of Weapons Offenses reported in Harris County from August 2020 to August 2024. In August 2020, Harris County law enforcement reported 518 Weapons Violations. This number increased to 583 in August 2021, marking a 12.55% rise from the previous year. In August 2022, the count increased slightly to 598 reported violations, indicating a 2.57% increase from August 2021. However, in August 2023, there was a sharp decline to 447 offenses reported, reflecting a 25.25% decrease from the previous year. Finally, in August 2024, the number of reported offense occurrences decreased again to 380, representing a **14.99% decline** from August 2023. Comparing the highest and lowest reported Weapons Offense occurrences in August over the five years, August 2022 holds the record with 598 reported offenses, while August 2024 has the lowest count at 380 reported offenses. This analysis unveils significant fluctuations in the count of Weapons Violations over the past five years, showcasing both rises and declines.

Weapon Offenses - HCDC



Shows the number of Weapon Offense cases filed from 2020 to 2024 reported by Harris County District Clerk.

CASES FILED

The data reveals the count of Weapons Offense criminal cases filed in Harris County from August 2020 to August 2024. In August 2020, 527 Weapons Violations criminal cases were filed, which increased to 603 in August 2021, marking a 14.42% rise from the previous year. In August 2022, the number of cases filed slightly decreased to 600, representing a 0.50% decline from August 2021. However, in August 2023, the number of cases dropped significantly to 419, reflecting a 30.17% decrease from the previous year. Finally, in August 2024, the number of cases filed rose again to 523, representing a **24.82% increase** from August 2023. This analysis provides insights into the fluctuations and trends in the count of Weapons Violation criminal cases filed in Harris County over the specified timeframe, highlighting both increases and decreases year over year.