

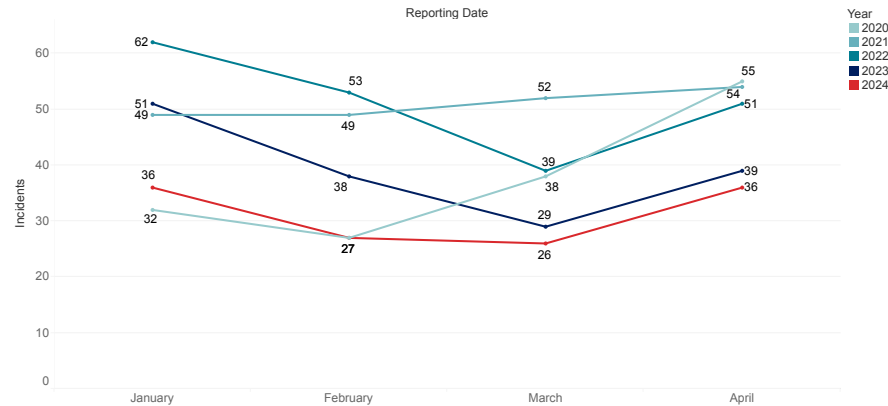
MONTHLY CRIME INDEX

APRIL 2024

In our **Monthly Crime Index**, we aim to provide you with an accurate representation of crime statistics in Harris County, Houston. The monthly statistics are represented in two graphs. The top graph reflects offenses occurrences retrieved from the Texas Department of Public Safety (TXDPS) Offense Distribution Report and reflects offense occurrences as reported by Harris County Sheriff's Office (HCSO), Houston Police Department (HPD), Pasadena Police Department (PPD) and Baytown Police Department (BPD). The bottom graph presents data retrieved from Harris County District Clerk's office (HCDC) and represents criminal cases filed in Harris County. Represented here are the figures from the month of April until month of April over the past five years for the categories of **Homicide, Aggravated Assault, Sexual Assault, and Weapons Violations**.

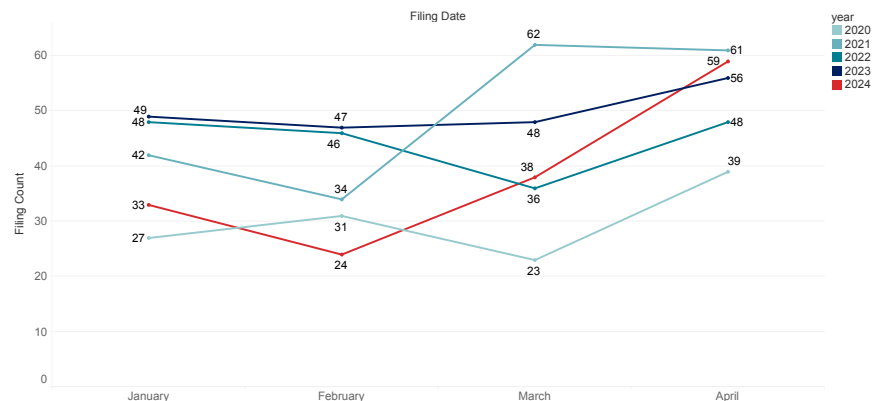
HOMICIDE:

Homicide - TXDPS



Shows the number of homicide offenses that occurred from 2020 to 2024. Data was retrieved from Texas DPS NIBRS Offense Distribution for Crimes Against Person (Offense Attempted/Completed). Data was filtered for Pasadena PD, Baytown PD, HarrisCounty SO and Houston PD reports.

Homicide - HCDC



Shows the number of Homicide cases filed from 2020 to 2024 reported by Harris County District Clerk.

OFFENSE OCCURRENCES

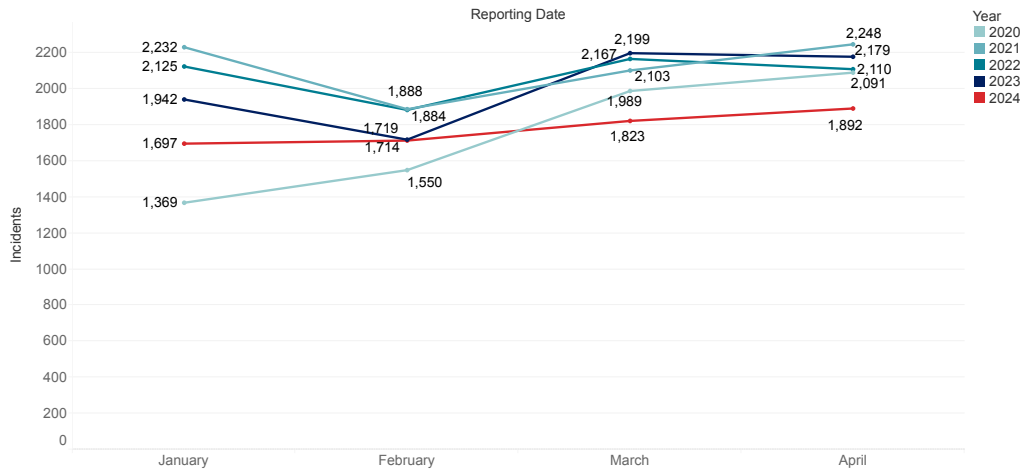
In April 2020, Harris County law enforcement reported 55 Homicide offenses. This figure slightly decreased to 54 in April 2021, marking a 1.81% decrease from the previous year. In April 2022 we saw another decrease to 51 reported offenses, indicating a 5.55% decline from April 2021. Again in April 2023, the Homicide offense numbers decreased to 39, representing a 23.53% decrease from April 2022. Finally, in April 2024, the number of reported Homicide offenses decreased to 35, demonstrating a **41.03% decrease from April 2023**. Comparing the highest reported Homicide offenses in April over the five years, April 2020 has the highest number of reported offenses at 55, and April 2024 has the lowest with 35 reported offenses. This analysis unveils significant fluctuations in the count of Homicide offenses over the past five years, showcasing varied trends annually.

CASES FILED

The data reveals the count of Homicide criminal cases filed in Harris County from April 2020 to April 2024. In April 2020, 39 Homicide criminal cases were filed, which increased to 61 in April 2021, marking an increase of 56.41% from the previous year. Then April of 2022 witnessed a decrease, with 48 cases filed, indicating a 21.31% decline compared to April 2021. In April 2023 we witnessed a slight increase to 53 Homicide cases filed, representing a 10.42% increase from the previous year. Finally, in April 2024 the number increased slightly to 59 cases filed, demonstrating an **11.32% increase from April 2023**. The analysis provides insights into the fluctuations and trends in the count of Homicide criminal cases filed in Harris County over the specified timeframe.

AGGRAVATED ASSAULT

Aggravated Assault - TXDPS

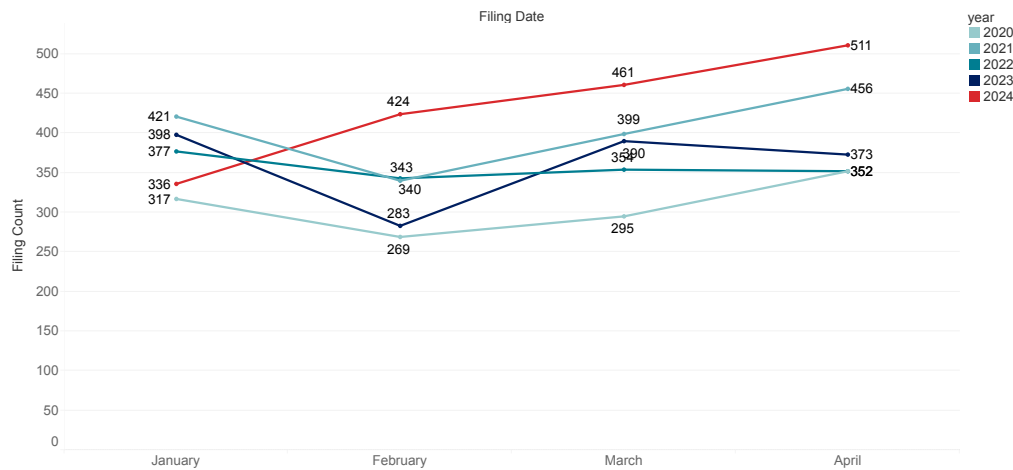


Shows the number of aggravated assault offenses that occurred from 2020 to 2024. Data was retrieved from Texas DPS NIBRS Offense Distribution for Crimes Against Person (Offense Attempted/Completed). Data was filtered for Pasadena PD, Baytown PD, HarrisCounty SO and Houston PD reports.

OFFENSE OCCURENCES

In April 2020, Harris County law enforcement reported 2,091 Aggravated Assault incidents. The next year in April 2021, this number increased to 2,248 which represents a 7.51% increase from the previous year. However, the next year there was a slight decrease in April 2022 to 2,110 which demonstrates a 6.14% decrease compared to the prior year. Then in 2023, there was a slight increase to 2,179 reported Aggravated Assault incidents, representing a 3.27% increase from April 2022. Then finally this year, April 2024, we have seen a decrease to 1,892 Aggravated Assault occurrences which demonstrates a **13.17% decrease from April 2023**. Comparing the highest reported Aggravated Assault incidents in April across 2020 to 2024, April 2021 holds the record with 2,248 incidents while April 2024 has the lowest count at 1,892 reported incidents. This analysis unveils significant fluctuations in the count of Aggravated Assault incidents over the past five years, illustrating varied trends annually.

Aggravated Assault - HCDC



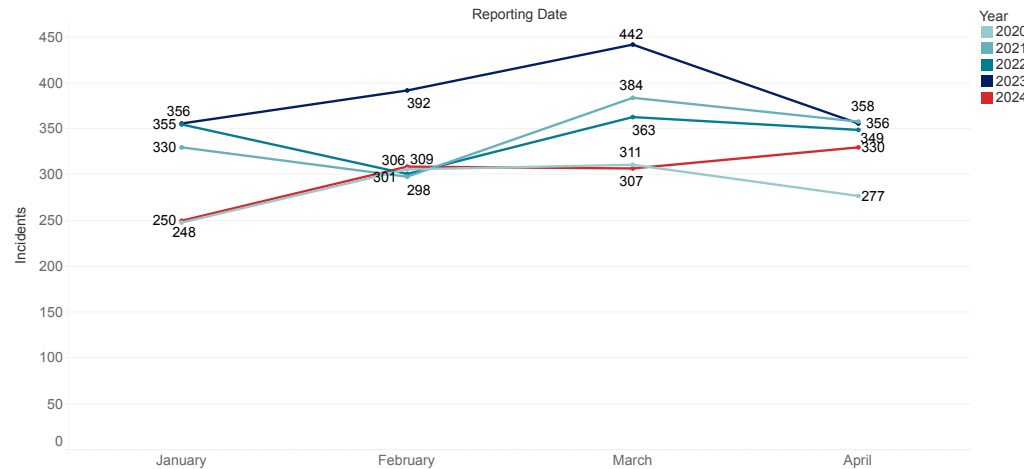
Shows the number of Aggravated Assault cases filed from 2020 to 2024 reported by Harris County District Clerk.

CASES FILED

The data depicts the count of Aggravated Assault criminal cases filed in Harris County from April 2020 to April 2024. In April 2020, 352 Aggravated Assault criminal cases were filed, which increased to 456 in April 2021 which marks a 29.55% rise from the previous year. Then in April 2022, there was a drop to 352 which represents a 22.81% decrease in cases filed. In the following year, April 2023 we witnessed a slight increase in cases filed to 373 which is a 5.97% increase. Then finally in April 2024, there was an increase to 511 cases filed which is a **37.00% increase from April 2023**. This analysis provides insights into the fluctuations and trends in the count of Aggravated Assault criminal cases filed in Harris County over the specified timeframe.

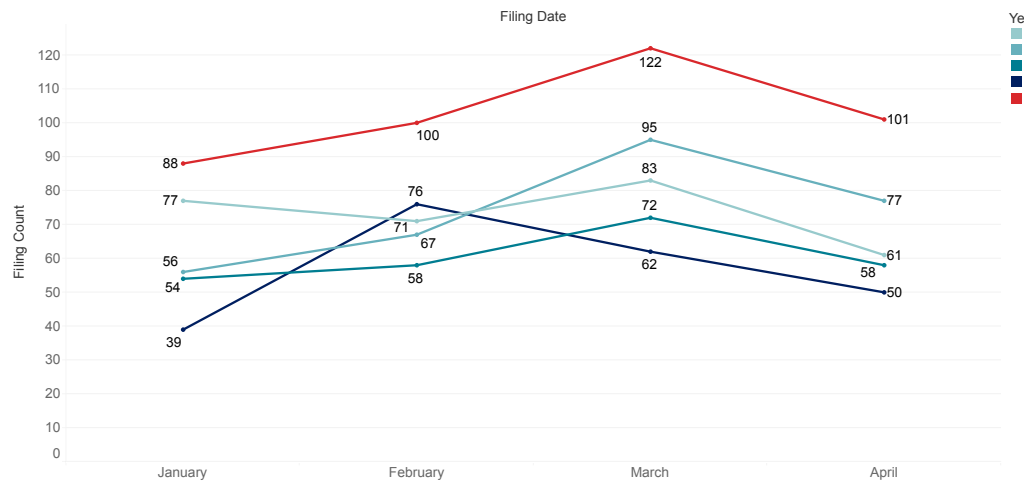
SEXUAL ASSAULT

Sexual Assault - TXDPS



Shows the number of sexual assault offenses that occurred from 2020 to 2024. Data was retrieved from Texas DPS NIBRS Offense Distribution for Crimes Against Person (Offense Attempted/Completed). Data was filtered for Pasadena PD, Baytown PD, HarrisCounty SO and Houston PD reports.

Sexual Assault - HCDC



Shows the number of Sexual Assault cases filed from 2020 to 2024 reported by Harris County District Clerk.

OFFENSE OCCURENCES

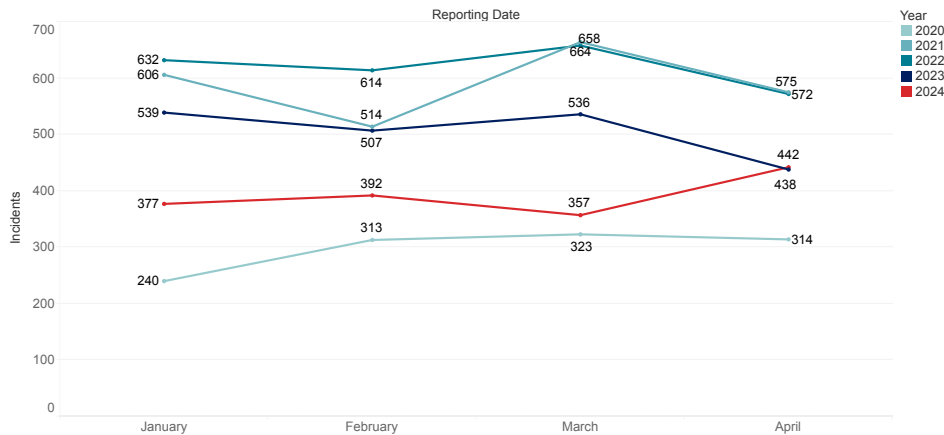
In April 2020, Harris County law enforcement reported 277 Sexual Assault offenses. This figure increased to 358 incidents in April 2021 which marks a 29.24% increase from the previous year. In April 2022 we witnessed a slight decrease to 349 Sexual Assault offenses which represents a 2.51% decrease. However, in the next year in April 2023, there was a slight increase to 356 which is a 2.00% increase compared to the previous year. Then finally in April 2024, there were 330 reported incidents of Sexual Assault which was a **7.30% decrease from the previous year**. Comparing the highest reported Sexual Assault offenses in April across the five years, April 2021 had the highest rate with 358 reported offenses, and April 2020 had the lowest number with 277 reported offenses. This analysis unveils significant fluctuations in the count of Sexual Assault offenses over the past five years, showcasing varied trends annually.

CASES FILED

This data illustrates the count of Sexual Assault criminal cases filed in Harris County from April 2020 to April 2024. In April 2020, 61 Sexual Assault criminal cases were filed, which increased slightly to 77 in April 2021, which represents a 26.23% increase from the previous year. Then in April of 2022 we witnessed a decrease to 58 cases filed indicating a 26.68% decrease compared to the previous year. Subsequently, in April 2023 there was another slight decrease to 50 Sexual Assault cases filed which is a 13.73% decrease from the previous year. Finally, in April 2024 there was an increase in sexual assault cases filed to 101 which is a **102% increase from April 2023**. This analysis provides insights into the fluctuations and trends in the count of Sexual Assault criminal cases filed in Harris County over the specified timeframe.

WEAPON VIOLATIONS

Weapon Violations - TXDPS

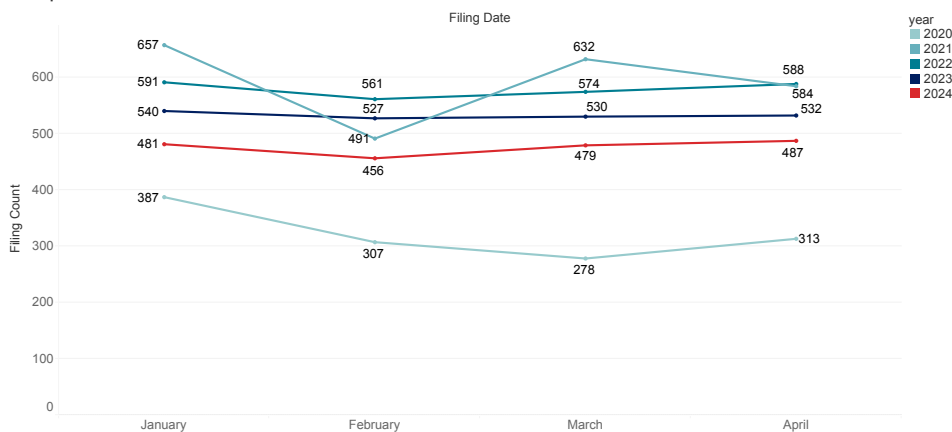


Shows the number of weapon violation offenses that occurred from 2020 to 2024. Data was retrieved from Texas DPS NIBRS Offense Distribution for Crimes Against Person (Offense Attempted/Completed). Data was filtered for Pasadena PD, Baytown PD, HarrisCounty SO and Houston PD reports.

OFFENSE OCCURRENCES

The data portrays the count of Weapon Violation offenses reported in Harris County from April 2020 to April 2024. In April 2020, Harris County law enforcement reported 314 Weapon Violations. This figure increased to 575 the following year in April 2021 which is an 83.12% increase. Then in April 2022, 572 Weapon Violation offenses occurred which represents a 0.52% decrease. Subsequently, in April 2023 the number of offenses declined to 438 which is a 23.43% decrease from the prior year. Then finally in April 2024, there were 442 reported Weapon Violations, demonstrating a **0.91% increase from April 2023**. Comparing the reported Weapon Violations in April across the five years, April 2021 had the highest number with 575 reported offenses, while April 2020 had the lowest count with 314 reported offenses. This analysis reveals noteworthy fluctuations in the count of Weapon Violations over the past five years, showcasing varied trends annually.

Weapon Violations - HCDC



Shows the number of Weapon Violation cases filed from 2020 to 2024 reported by Harris County District Clerk.

CASES FILED

The data portrays the count of Weapon Violations reported in Harris County from April 2020 to April 2024. In April 2020, 313 cases were filed, and then in the following year, April 2021 the number rose to 584 cases filed which represents an 86.58% increase. Then in April 2022, there were 588 Weapon Violation cases filed which is a slight increase of 0.68%. Then the following year in April 2023 there were 532 cases filed which represents a 9.52% decrease from the previous year. Finally, in April 2024, there were 487 cases filed which demonstrates an **8.46% decrease from the previous year**. This analysis provides insights into the fluctuations and trends in the count of Weapon Violation criminal cases filed in Harris County over the specified timeframe.