

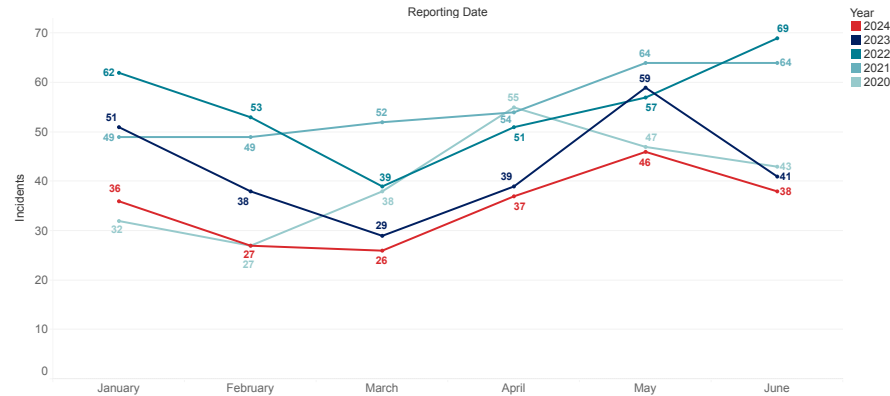
MONTHLY CRIME INDEX

J U N E 2 0 2 4

In our **Monthly Crime Index**, we aim to provide you with an accurate representation of crime statistics in Harris County, Houston. The monthly statistics are represented in two graphs. The top graph reflects offenses occurrences retrieved from the Texas Department of Public Safety (TXDPS) Offense Distribution Report and reflects offense occurrences as reported by Harris County Sheriff's Office (HCSO), Houston Police Department (HPD), Pasadena Police Department (PPD) and Baytown Police Department (BPD). The bottom graph presents data retrieved from Harris County District Clerk's office (HCDC) and represents criminal cases filed in Harris County. Represented here are the figures from the month of May until month of June over the past five years for the categories of **Homicide, Aggravated Assault, Sexual Assault, and Weapons Violations**.

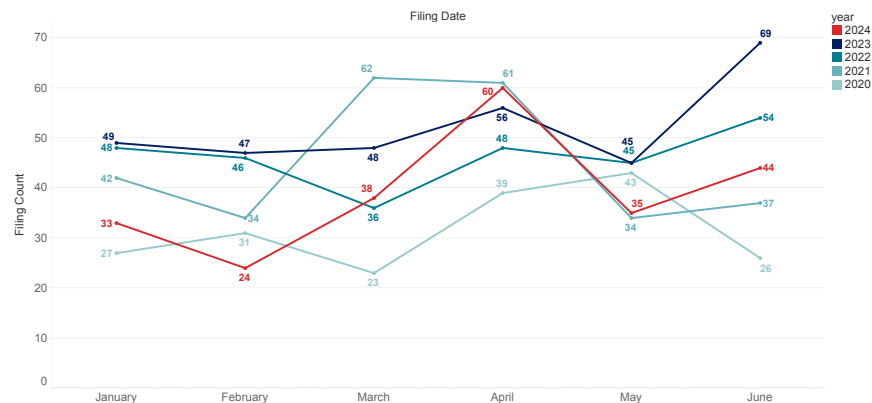
HOMICIDE:

Homicide - TXDPS



Shows the number of homicide offenses that occurred from 2020 to 2024. Data was retrieved from Texas DPS NIBRS Offense Distribution for Crimes Against Person (Offense Attempted/Completed). Data was filtered for Pasadena PD, Baytown PD, HarrisCounty SO and Houston PD reports.

Homicide - HCDC



Shows the number of Homicide cases filed from 2020 to 2024 reported by Harris County District Clerk.

OFFENSE OCCURRENCES

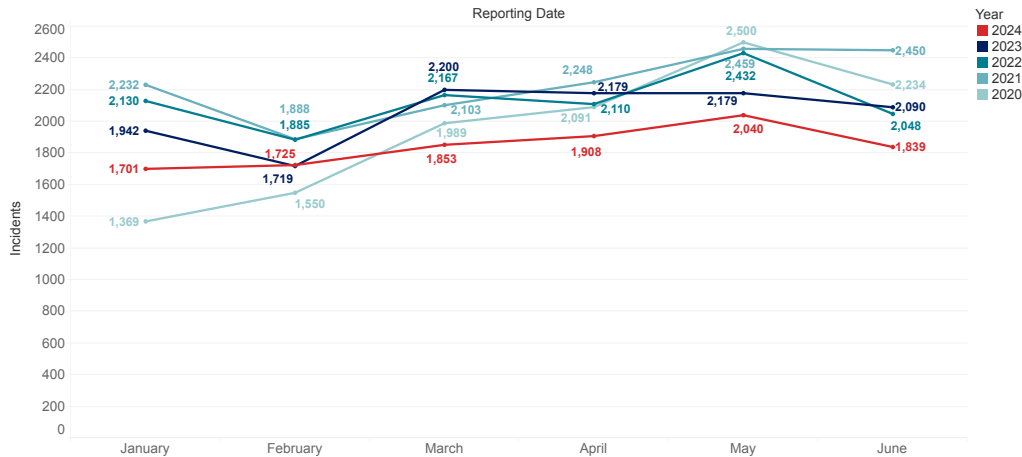
In June 2020, Harris County law enforcement reported 43 Homicide offenses. This figure increased to 64 in June 2021, marking a 48.84% increase from the previous year. In June 2022 there was a slight increase to 69 reported offenses, indicating a 7.81% increase from June 2021. Then in June 2023 there was a decrease in reported offenses to 41 which marks a 40.58% decline from June 2022. Finally, in June 2024, the number of reported Homicide offenses decreased slightly to 38, demonstrating a **7.32% decrease from June 2023**. Comparing the highest reported Homicide offenses in June over the five years, June 2022 had the highest number of reported offenses at 69 and June 2024 had the lowest with 38 reported offenses. This analysis unveils significant fluctuations in the count of Homicide offenses over the past five years, showcasing varied trends annually.

CASES FILED

The data reveals the count of Homicide criminal cases filed in Harris County from June 2020 to June 2024. In June 2020, 26 Homicide criminal cases were filed, which increased to 37 in June 2021, marking an increase of 42.31% from the previous year. Then June 2022 there was another increase to 54 cases filed, indicating a 45.95% increase from the previous year. The following year, in June 2023, there was another increase to 69 Homicide criminal cases filed which represents a 27.78% increase from June 2022. Finally in June 2024 the number of cases filed decreased to 44, indicating a **36.23% decrease from the previous year**. The analysis provides insights into the fluctuations and trends in the count of Homicide criminal cases filed in Harris County over the specified timeframe.

AGGRAVATED ASSAULT

Aggravated Assault - TXDPS

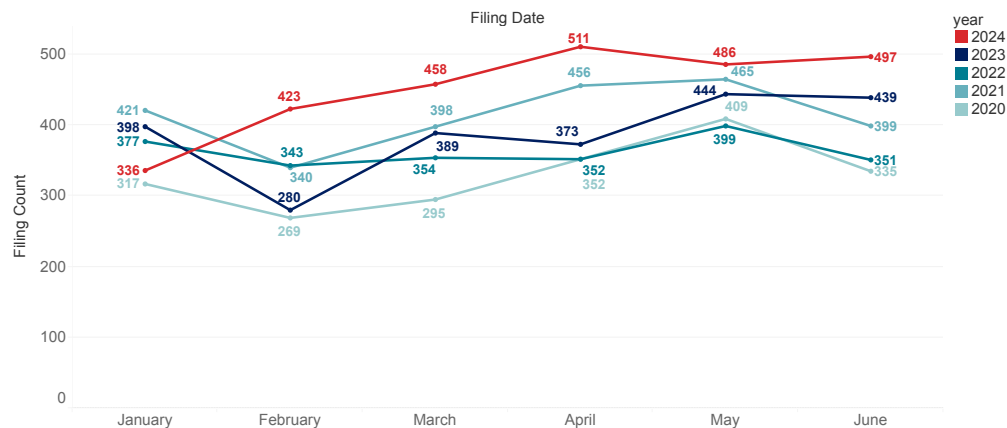


Shows the number of aggravated assault offenses that occurred from 2020 to 2024. Data was retrieved from Texas DPS NIBRS Offense Distribution for Crimes Against Person (Offense Attempted/Completed). Data was filtered for Pasadena PD, Baytown PD, HarrisCounty SO and Houston PD reports.

OFFENSE OCCURENCES

In June 2020, Harris County law enforcement reported 2,234 Aggravated Assault incidents. The next year in June 2021, this number increased to 2,450 which represents a 9.67% increase from the previous year. However, the next year there was a decrease in June 2022 to 2,048 which demonstrates a 16.41% decrease compared to the prior year. Then in 2023, there was a slight increase to 2,090 reported Aggravated Assault incidents, representing a 2.05% increase from June 2022. Then finally this year, June 2024, we have seen a decrease to 1,839 Aggravated Assault occurrences which demonstrates a **12.01% decrease compared to June 2023**. Comparing the highest reported Aggravated Assault incidents in June across 2020 to 2024, June 2021 holds the record with 2,450 incidents while June 2024 has the lowest count at 1,839 reported incidents. This analysis unveils significant fluctuations in the count of Aggravated Assault incidents over the past five years, illustrating varied trends annually.

Aggravated Assault - HCDC



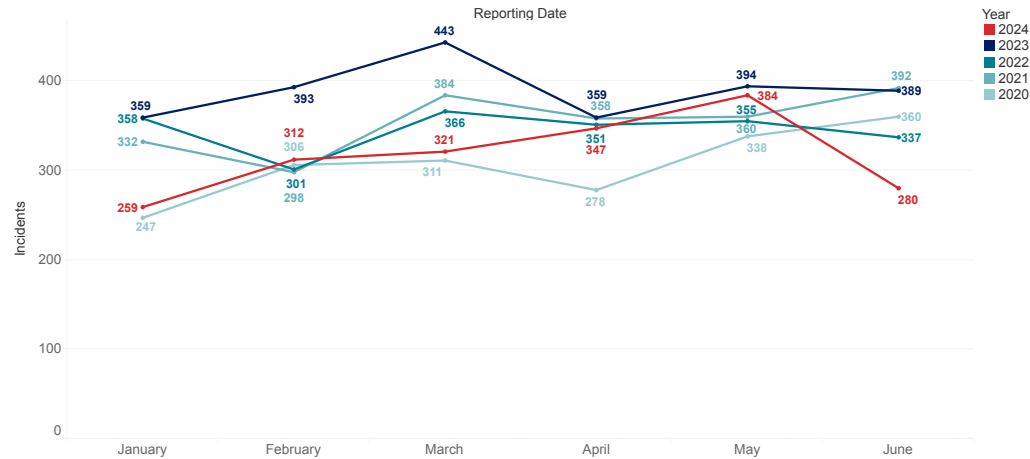
Shows the number of Aggravated Assault cases filed from 2020 to 2024 reported by Harris County District Clerk.

CASES FILED

The data depicts the count of Aggravated Assault criminal cases filed in Harris County from June 2020 to June 2024. In June 2020, 335 Aggravated Assault criminal cases were filed, which increased to 399 in June 2021 which marks a 19.10% rise from the previous year. Then in June 2022, there was a drop to 351 cases which represents a 12.03% decrease in cases filed. In the following year, June 2023 we witnessed an increase to 439 cases filed, representing a 25.07% increase. Then finally in June 2024, there was an increase to 497 Aggravated Assault cases filed which is a **13.21% increase from June 2023**. This analysis provides insights into the fluctuations and trends in the count of Aggravated Assault criminal cases filed in Harris County over the specified timeframe.

SEXUAL ASSAULT

Sexual Assault - TXDPS

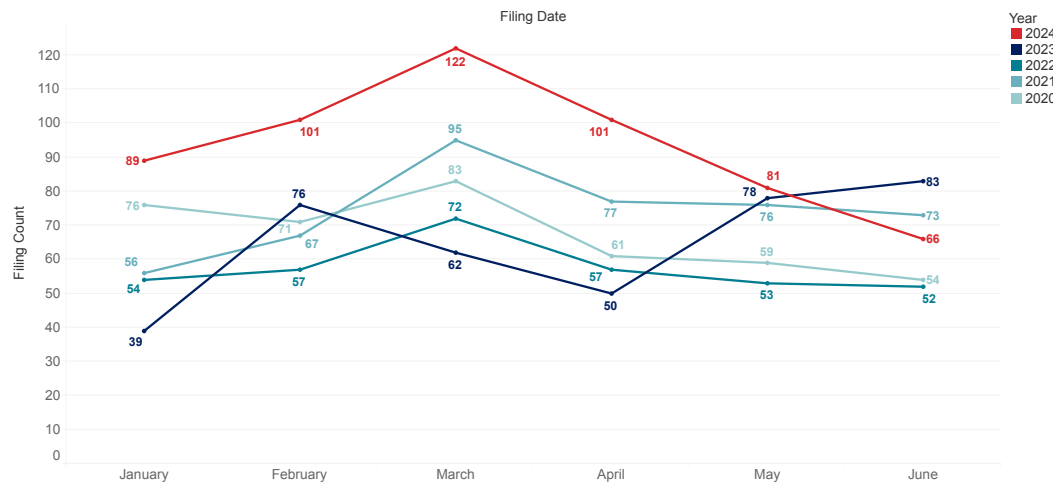


Shows the number of sexual assault offenses that occurred from 2020 to 2024. Data was retrieved from Texas DPS NIBRS Offense Distribution for Crimes Against Person (Offense Attempted/Completed). Data was filtered for Pasadena PD, Baytown PD, HarrisCounty SO and Houston PD reports.

OFFENSE OCCURENCES

In June 2020, Harris County law enforcement reported 360 Sexual Assault offenses. This figure increased to 392 incidents in June 2021 which marks an 8.89% increase from the previous year. In June 2022 we witnessed a decrease to 337 Sexual Assault offenses which represents a 14.03% decrease. However, in the next year in June 2023, there was an increase to 389 offenses which indicates a 15.43% increase compared to the previous year. Then finally in June 2024, there were 280 reported incidents of Sexual Assault which was a **28.02% decrease from the previous year**. Comparing the highest reported Sexual Assault offenses in June across the five years, June 2021 had the highest rate with 392 reported offenses, and June 2024 had the lowest number with 280 reported offenses. This analysis unveils significant fluctuations in the count of Sexual Assault offenses over the past five years, showcasing varied trends annually.

Sexual Assault - HCDC



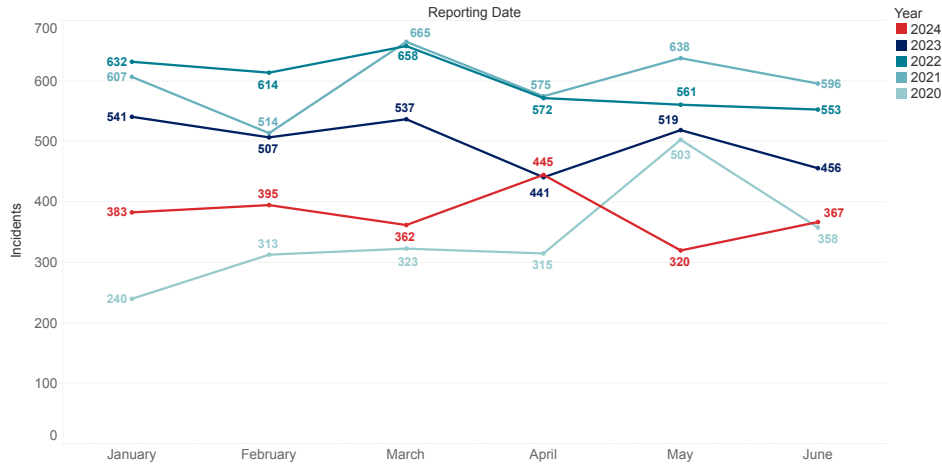
Shows the number of Sexual Assault cases filed from 2020 to 2024 reported by Harris County District Clerk.

CASES FILED

This data illustrates the count of Sexual Assault criminal cases filed in Harris County from June 2020 to June 2024. In June 2020, 54 Sexual Assault criminal cases were filed, which increased to 73 cases filed in June 2021 which represents a 35.19% increase from the previous year. Then in June 2022 we witnessed a decrease to 52 cases filed indicating a 28.77% decline from June 2021. Subsequently in June 2023 there was an increase to 83 cases filed which indicates a 59.62% increase from the previous year. Finally in June 2024 there was a decrease to 66 Sexual Assault cases filed which is a **20.48% decrease from June 2023**. This analysis provides insights into the fluctuations and trends in the count of Sexual Assault criminal cases filed in Harris County over the specified timeframe.

WEAPON VIOLATIONS

Weapon Violations - TXDPS

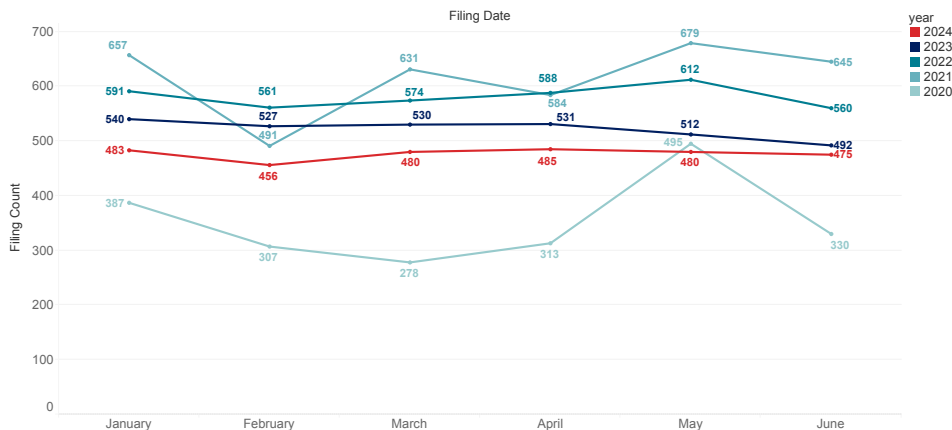


Shows the number of weapon violation offenses that occurred from 2020 to 2024. Data was retrieved from Texas DPS NIBRS Offense Distribution for Crimes Against Person (Offense Attempted/Completed). Data was filtered for Pasadena PD, Baytown PD, HarrisCounty SO and Houston PD reports.

OFFENSE OCCURRENCES

The data portrays the count of Weapon Violation offenses reported in Harris County from June 2020 to June 2024. In June 2020, Harris County law enforcement reported 358 Weapon Violations. This figure increased to 596 the following year in June 2021, which is a 66.48% increase. Then in June 2022, 553 Weapon Violation offenses occurred which represents a 7.21% increase from the previous year. Subsequently, in June 2023 the number of offenses declined to 456 which is a 17.54% decrease from the prior year. Then finally in June 2024 there were 367 reported Weapon Violations, demonstrating a **19.52% decrease from June 2023**. Comparing the reported Weapon Violations in June across the five years, June 2021 had the highest number with 596 reported offenses, while June 2024 had the lowest count with 367 reported offenses. This analysis reveals noteworthy fluctuations in the count of Weapon Violations over the past five years, showcasing varied trends annually.

Weapon Violations - HCDC



Shows the number of Weapon Violation cases filed from 2020 to 2024 reported by Harris County District Clerk.

CASES FILED

The data portrays the count of Weapon Violations cases filed in Harris County from June 2020 to June 2024. In June 2020, 330 cases were filed, and then in the following year, June 2021, the number rose to 645 cases filed which represents a 95.45% increase. Then in June 2022, there were 560 Weapon Violation cases filed which is a decrease of 13.18%. The following year in June 2023 there were 492 cases filed which represents a 12.14% decrease from the previous year. Finally in June 2024, there were 475 Weapon Violation cases filed which demonstrates a **3.46% decrease from the previous year**. This analysis provides insights into the fluctuations and trends in the count of Weapon Violation criminal cases filed in Harris County over the specified timeframe.