



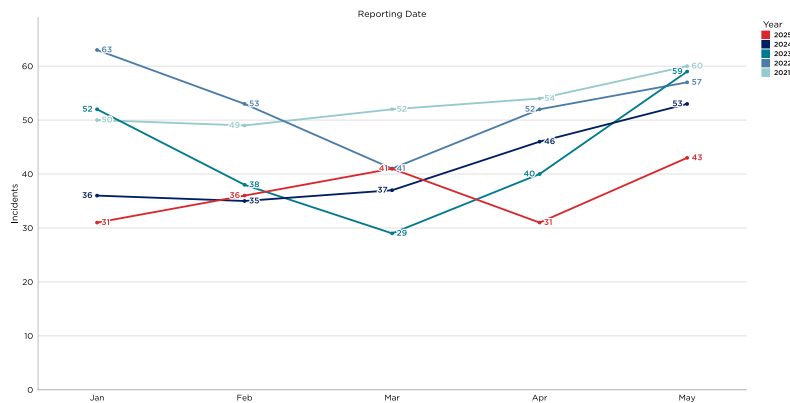
MONTHLY CRIME INDEX

M A Y 2 0 2 5

In our **Monthly Crime Index**, we aim to provide you with an accurate representation of crime statistics in Harris County, Houston. The monthly statistics are represented in two graphs. The top graph reflects offenses occurrences retrieved from the Texas Department of Public Safety (TXDPS) Offense Distribution Report and reflects offense occurrences as reported by Harris County Sheriff's Office (HCSO), Houston Police Department (HPD), Pasadena Police Department (PPD) and Baytown Police Department (BPD). The bottom graph presents data retrieved from Harris County District Clerk's office (HCDC) and represents criminal cases filed in Harris County. Represented here are the figures from the month of January until the month of May over the past five years for the categories of **Homicide, Aggravated Assault, Sexual Assault, and Weapons Violations**.

HOMICIDE:

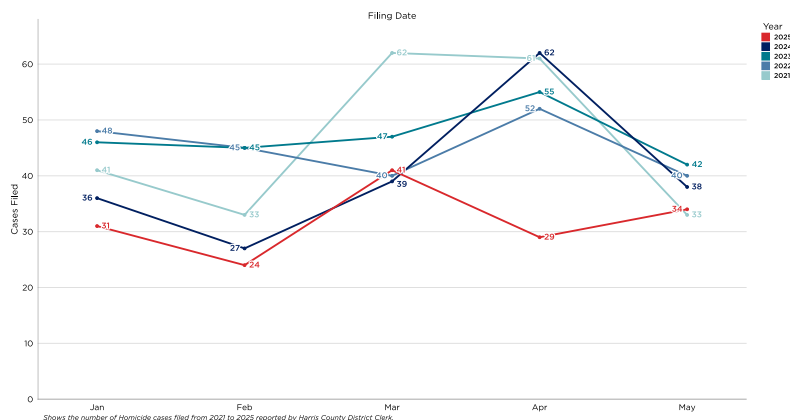
Homicide - TXDPS



OFFENSE OCCURRENCES

The data presents the count of Homicide offenses reported in Harris County from May 2021 to May 2025. In May 2021, law enforcement reported 60 Homicide offenses. The following year, in May 2022, the number slightly decreased to 57, reflecting a 5% decline from the previous year. In May 2023, reports increased to 59 offenses, marking a 3.51% rise from May 2022. However, in May 2024, the number dropped to 53 reported offenses, representing a 10.17% decrease from the prior year. This downward trend continued into May 2025, with 43 reported Homicide offense, an **18.87% decline** from May 2024. Comparing the highest and lowest reported offenses in May over the five-year period, May 2021 recorded the highest count with 60 offenses, while May 2025 had the lowest with 43 reported Homicide offenses.

Homicide - HCDC

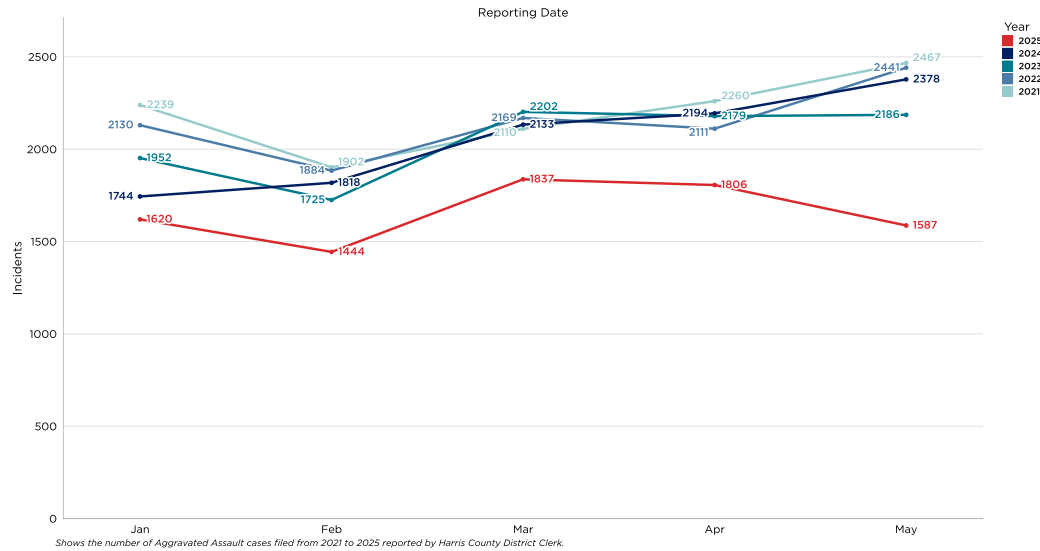


CASES FILED

The data presents the count of Homicide criminal cases filed in Harris County from May 2021 to May 2025. In May 2021, 33 Homicide criminal cases were filed. The following year, in May 2022, the number increased to 40, reflecting a 21.21% rise from the previous year. In May 2023, filings continued to rise slightly to 42 cases, marking a 5% increase from May 2022. However, in May 2024, the number of cases filed declined to 38, representing a 9.52% decrease from the prior year. This downward trend continued in May 2025, with 34 cases filed, a **10.53% decrease** from May 2024. Overall, the data shows notable variation in Homicide criminal case filings in Harris County over the five-year period, with the highest count in May 2023 and the lowest in May 2021.

AGGRAVATED ASSAULT

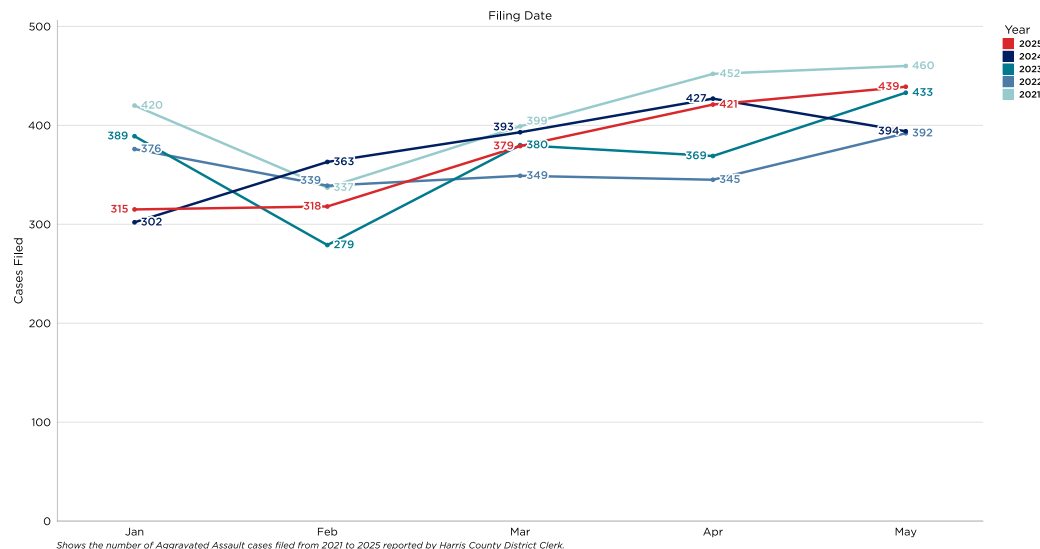
Aggravated Assault - TXDPS



OFFENSE OCCURRENCES

The data presents the count of Aggravated Assault offense occurrences reported in Harris County from May 2021 to May 2025. In May 2021, 2,467 Aggravated Assault incidents were reported. The following year, in May 2022, the number declined slightly to 2,441, reflecting a 1.05% decrease from the previous year. In May 2023, reports dropped further to 2,186 incidents, marking a 10.45% decrease from May 2022. However, in May 2024, the number of incidents rose to 2,378, representing an 8.78% increase from the prior year. This was followed by a decline in May 2025, with 1,587 reported incidents, a **33.26% decrease** from May 2024. Comparing the highest and lowest counts of Aggravated Assault incidents reported in May between 2021 and 2025, May 2021 recorded the highest number with 2,467 incidents, while May 2025 had the lowest count with 1,587 incidents.

Aggravated Assault - HCDC

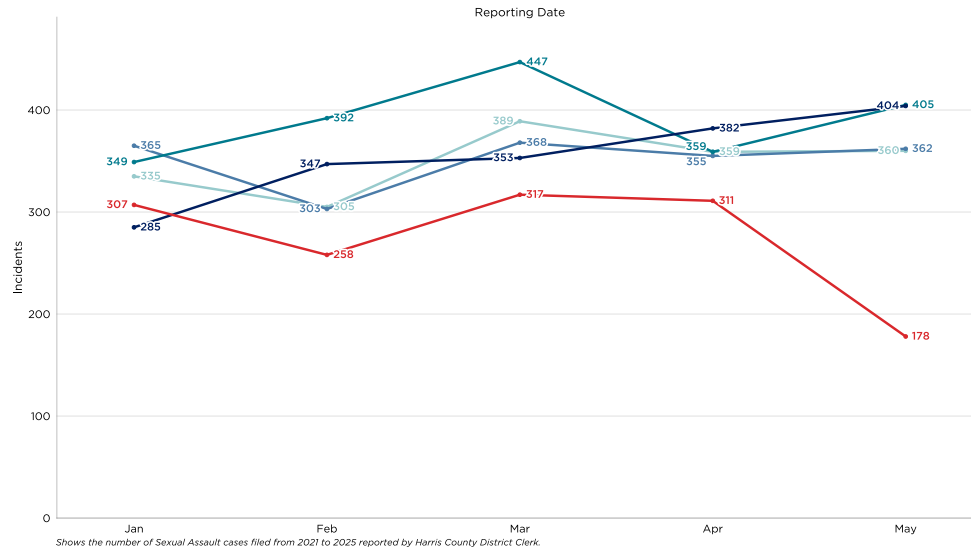


CASES FILED

The data presents the count of Aggravated Assault criminal cases filed in Harris County from May 2021 to May 2025. In May 2021, 460 Aggravated Assault criminal cases were filed. The following year, in May 2022, the number declined to 392, reflecting a 14.78% decrease from the previous year. In May 2023, filings rose to 433 cases, marking a 10.46% increase from May 2022. However, in May 2024, the number of cases filed declined again to 394, representing a 9.01% decrease from the prior year. In May 2025, the count increased once more to 439 cases, showing an **11.42% rise** from May 2024. Overall, the data indicates fluctuations in the number of Aggravated Assault criminal cases filed over the five-year period, with alternating periods of growth and decline.

SEXUAL ASSAULT

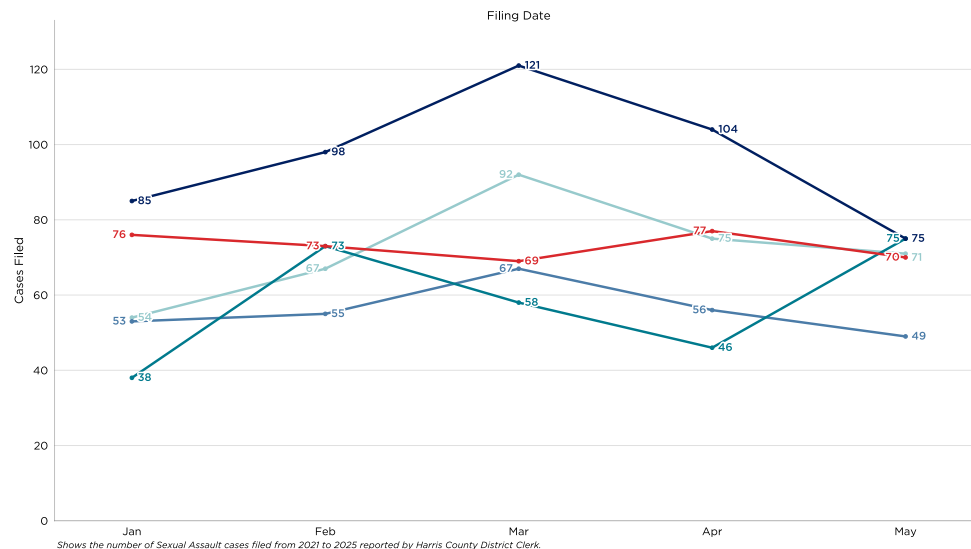
Sexual Assault - TXDPS



OFFENSE OCCURRENCES

In May 2021, Harris County law enforcement reported 367 Sexual Assault offense occurrences. The following year, in May 2022, this number decreased to 347, marking a 5.45% decline from the previous year. In May 2023, the number of reported offenses rose to 371, reflecting a 6.92% increase from May 2022. The upward trend continued in May 2024, with 383 reported offenses, representing a 3.23% increase from the prior year. However, in May 2025, the number declined to 253, showing a **33.95% decrease** from May 2024. Comparing the highest and lowest reported Sexual Assault offenses in May across the five-year period, May 2024 recorded the highest count with 383 offenses, while May 2025 saw the lowest with 253 offenses.

Sexual Assault - HCDC

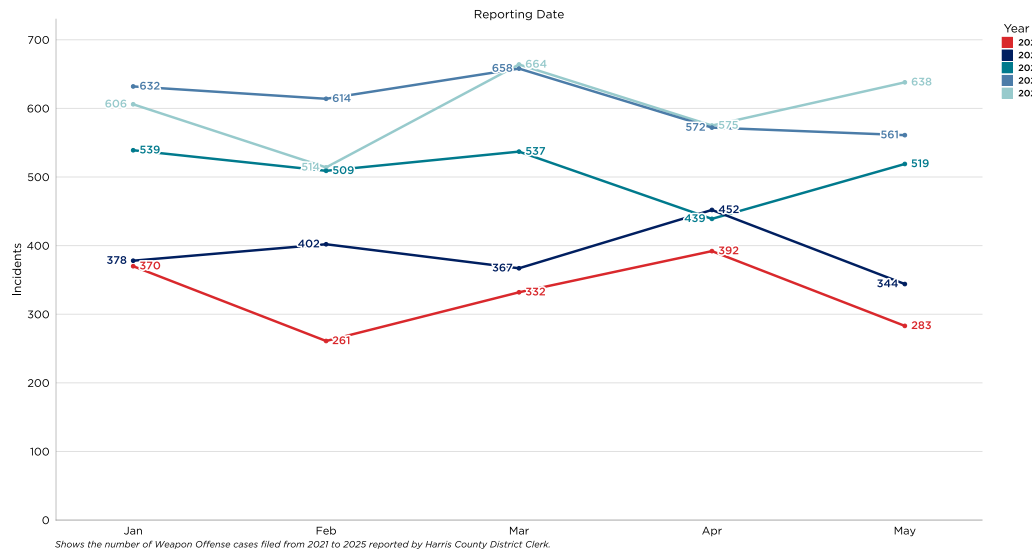


CASES FILED

The data presents the count of Sexual Assault criminal cases filed in Harris County each May from 2021 to 2025. In May 2021, 71 Sexual Assault cases were filed. This number declined to 49 in May 2022, reflecting a 30.99% decrease from the previous year. In May 2023, filings rose to 75 cases, marking a 53.06% increase from May 2022. The count remained steady in May 2024, with 75 cases filed, showing no change from the prior year. In May 2025, the number of cases filed slightly declined to 70, representing a **6.67% decrease** from May 2024. Overall, the data demonstrates notable fluctuations in Sexual Assault case filings in Harris County during May over the five-year period.

WEAPON OFFENSES

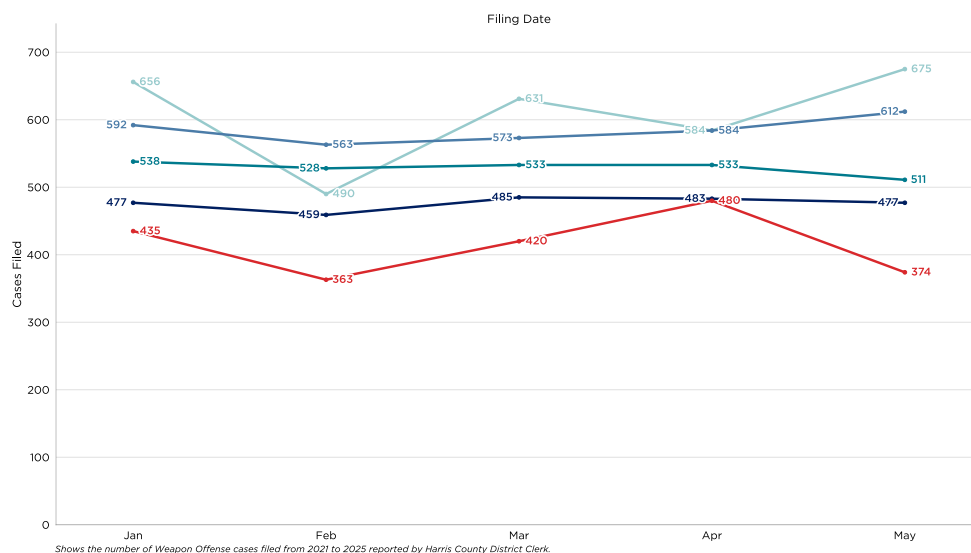
Weapon Offense - TXDPS



OFFENSE OCCURRENCES

In May 2021, Harris County law enforcement reported 638 Weapons Offense occurrences. The following year, in May 2022, this number declined to 561, reflecting a 12.06% decrease from the previous year. In May 2023, reported offenses dropped further to 519, marking a 7.49% decrease from May 2022. The number of offenses fell in May 2024 to 344, representing a 33.72% decrease from the prior year. This downward trend continued in May 2025, with 283 reported offenses, an **17.73% decline** from May 2024. Comparing the five-year period, May 2021 recorded the highest number of Weapons Offense occurrences at 638, while May 2025 recorded the lowest at 283.

Weapon Offense - HCDC



CASES FILED

The data reveals the count of Weapons Offense criminal cases filed in Harris County from May 2021 to May 2025. In May 2021, 675 Weapons Offense criminal cases were filed. The following year, in May 2022, filings declined to 612 cases, reflecting a 9.33% decrease from the previous year. In May 2023, the number of cases filed dropped further to 511, marking a 16.50% decrease from May 2022. The downward trend continued in May 2024, with 477 cases filed, a 6.64% decrease from the prior year. In May 2025, filings declined again to 374 cases, representing a **21.38% decrease** from May 2024. Overall, the data shows a consistent decline in Weapons Offense criminal case filings in Harris County over the five-year period.