

# MONTHLY CRIME INDEX

M A R C H 2 0 2 5

In our **Monthly Crime Index**, we aim to provide you with an accurate representation of crime statistics in Harris County, Houston. The monthly statistics are represented in two graphs. The top graph reflects offenses occurrences retrieved from the Texas Department of Public Safety (TXDPS) Offense Distribution Report and reflects offense occurrences as reported by Harris County Sheriff's Office (HCSO), Houston Police Department (HPD), Pasadena Police Department (PPD) and Baytown Police Department (BPD). The bottom graph presents data retrieved from Harris County District Clerk's office (HCDC) and represents criminal cases filed in Harris County. Represented here are the figures from the month of January until the month of March over the past five years for the categories of **Homicide, Aggravated Assault, Sexual Assault, and Weapons Violations**.

## HOMICIDE:

Homicide - TXDPS

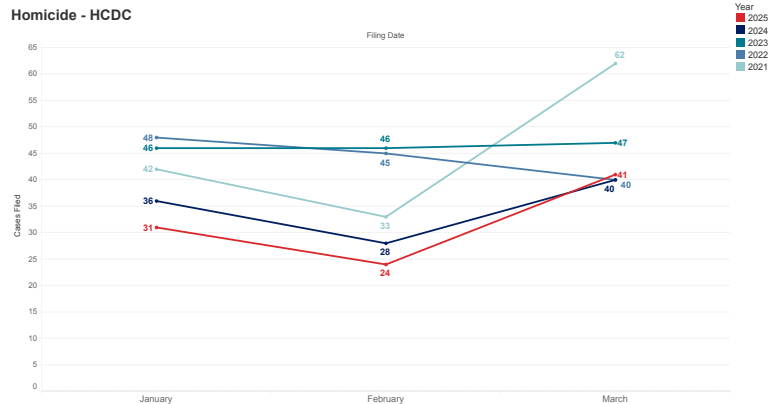


Shows the number of Homicide offenses that occurred from 2021 to 2025. Data was retrieved from Texas DPS NIBRS Offense Distribution for Crimes Against Person (Offense Attempted/Completed). Data was filtered for Pasadena PD, Baytown PD, Harris County SO and Houston PD reports.

### OFFENSE OCCURRENCES

The data presents the count of Homicide offenses reported in Harris County from March 2021 to March 2025. In March 2021, law enforcement reported 52 Homicide offenses. The following year, in March 2022, the number declined to 40, reflecting a 23.08% decrease from the previous year. In March 2023, the downward trend continued with 29 reported offenses, marking a 27.5% decrease from March 2022. However, in March 2024, the number rose to 35, representing a **20.69% increase** from the previous year. The count remained unchanged in March 2025, with 35 Homicide offenses again reported, showing no change from March 2024. Comparing the highest and lowest reported offenses in March over the five-year period, March 2021 recorded the highest count with 52 offenses, while March 2023 had the lowest with 29 reported Homicide offenses.

Homicide - HCDC



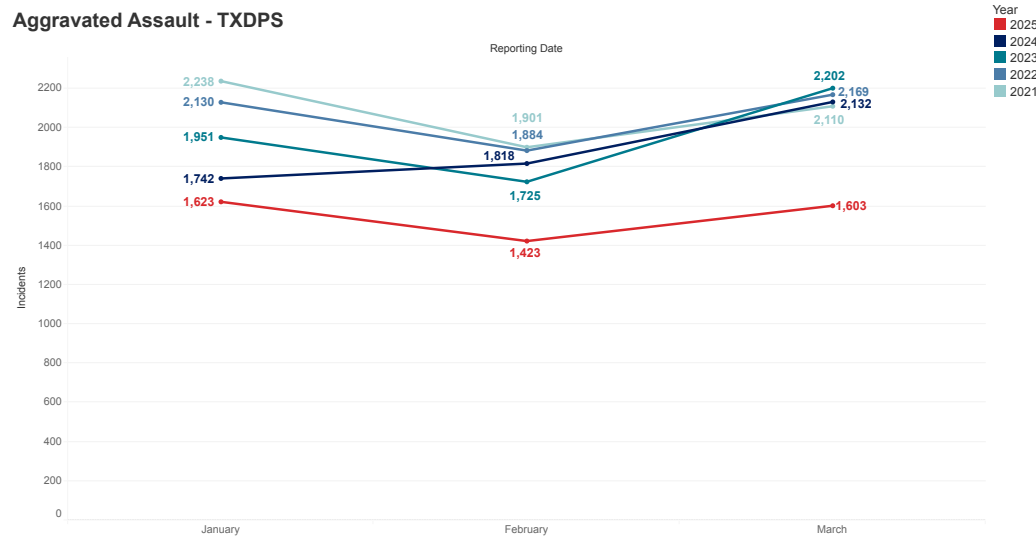
Shows the number of Homicide cases filed from 2021 to 2025 reported by Harris County District Clerk.

### CASES FILED

The data presents the count of Homicide criminal cases filed in Harris County from March 2021 to March 2025. In March 2021, 62 Homicide criminal cases were filed. The following year, in March 2022, the number dropped to 40, reflecting a 35.48% decrease from the previous year. In March 2023, the number increased to 47 cases, marking a 17.5% rise from March 2022. The trend reversed again in March 2024, with 40 cases filed, representing a 14.89% decrease from the prior year. Finally, in March 2025, the number of cases filed slightly increased to 41, showing a **2.5% rise** from March 2024. This analysis highlights fluctuations in the number of Homicide criminal cases filed in Harris County over the past five years.

# AGGRAVATED ASSAULT

## Aggravated Assault - TXDPS

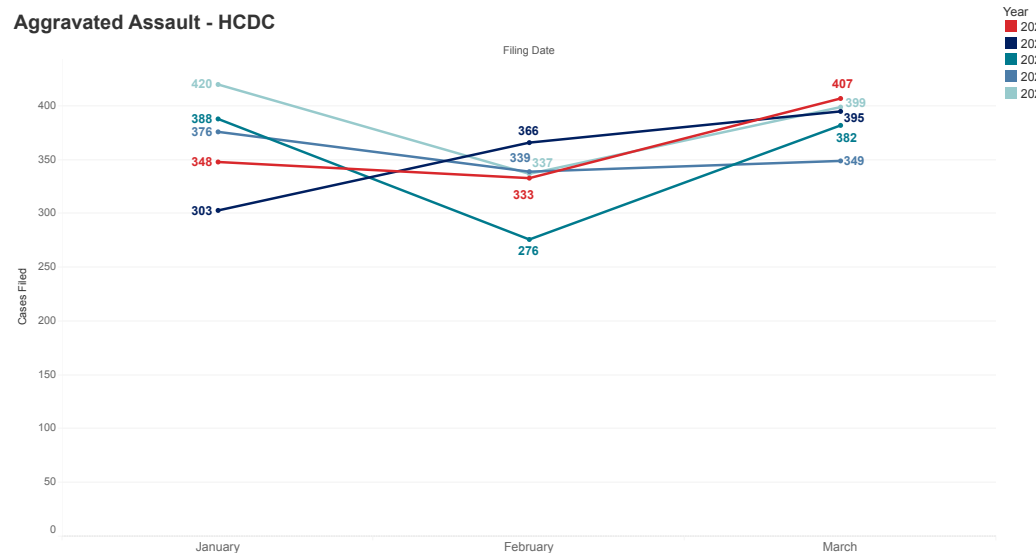


Shows the number of Aggravated Assault offenses that occurred from 2021 to 2025. Data was retrieved from Texas DPS NIBRS Offense Distribution for Crimes Against Person (Offense Attempted/Completed). Data was filtered for Pasadena PD, Baytown PD, Harris County SO and Houston PD reports.

## OFFENSE OCCURRENCES

The data presents the count of Aggravated Assault offense occurrences reported in Harris County from March 2021 to March 2025. In March 2021, 2,110 Aggravated Assault incidents were reported. The following year, in March 2022, the number rose slightly to 2,169, reflecting a 2.80% increase from the previous year. In March 2023, the count continued to rise to 2,202 incidents, marking a 1.52% increase from March 2022. In March 2024, the trend reversed, with reported incidents declining to 2,132, a 3.18% decrease from the prior year. Finally, in March 2025, the number declined to 1,603, representing a **24.81% decrease** from March 2024. Comparing the highest and lowest counts of Aggravated Assault incidents reported in March over the five-year period, March 2023 recorded the highest with 2,202 incidents, while March 2025 saw the lowest with 1,603.

## Aggravated Assault - HCDC



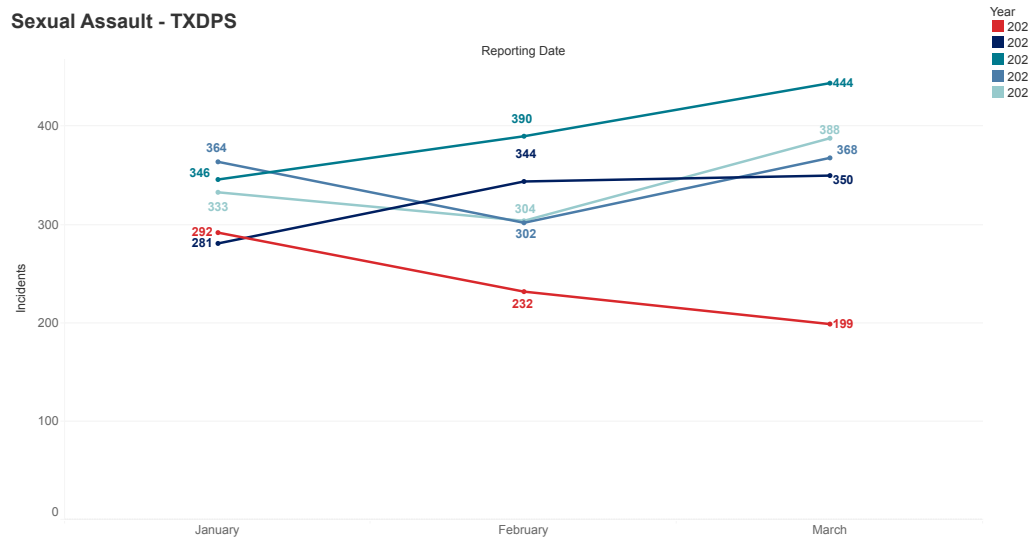
Shows the number of Aggravated Assault cases filed from 2021 to 2025 reported by Harris County District Clerk.

## CASES FILED

The data presents the count of Aggravated Assault criminal cases filed in Harris County from March 2021 to March 2025. In March 2021, 399 Aggravated Assault criminal cases were filed. The following year, in March 2022, the number declined to 349, marking a 12.53% decrease from the previous year. In March 2023, filings increased to 382 cases, reflecting a 9.46% rise from March 2022. The upward trend continued in March 2024, with 395 cases filed, representing a 3.40% increase from the prior year. Finally, in March 2025, the number rose slightly again to 407, marking a **3.04% increase** from March 2024. This analysis highlights a period of steady growth in Aggravated Assault criminal case filings in Harris County over the past three years, following an initial decline in 2022.

# SEXUAL ASSAULT

## Sexual Assault - TXDPS

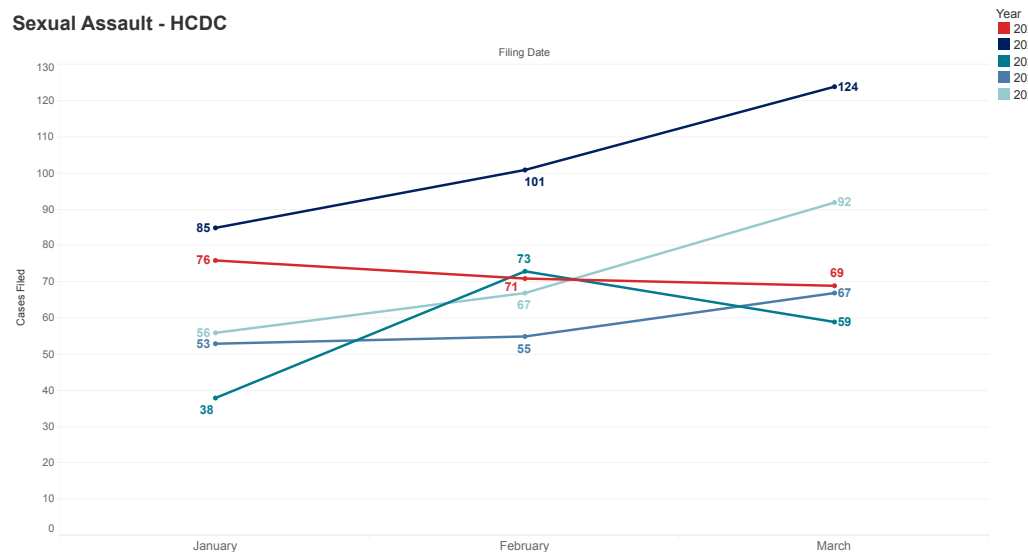


Shows the number of Sexual Assault offenses that occurred from 2021 to 2025. Data was retrieved from Texas DPS NIBRS Offense Distribution for Crimes Against Person (Offense Attempted/Completed). Data was filtered for Pasadena PD, Baytown PD, Harris County SO and Houston PD reports.

## OFFENSE OCCURRENCES

In March 2021, Harris County law enforcement reported 388 Sexual Assault offense occurrences. The following year, in March 2022, this number declined to 368, marking a 5.15% decrease from the previous year. In March 2023, the number of reported offenses rose to 444, reflecting a 20.65% increase from March 2022. In March 2024, the number dropped to 350, representing a 21.17% decrease from the prior year. Finally, in March 2025, reported offenses declined to 199, marking a **43.14% decrease** from March 2024. Comparing the highest and lowest reported Sexual Assault offenses in March across the five-year period, March 2023 recorded the highest count with 444 offenses, while March 2025 saw the lowest with 199 offenses.

## Sexual Assault - HCDC



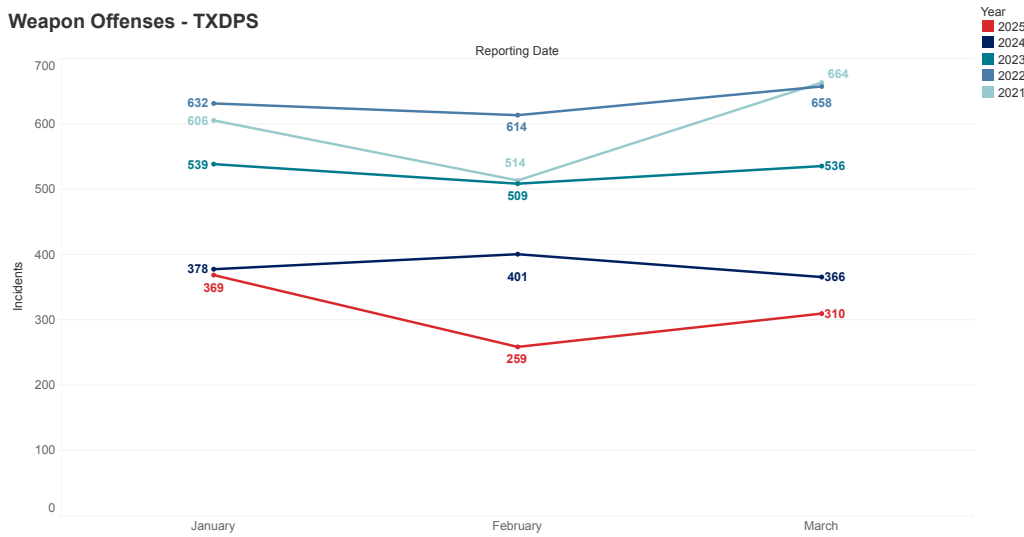
Shows the number of Sexual Assault cases filed from 2021 to 2025 reported by Harris County District Clerk.

## CASES FILED

The data presents the count of Sexual Assault criminal cases filed in Harris County each March from 2021 to 2025. In March 2021, 92 Sexual Assault cases were filed. This number declined to 67 in March 2022, marking a 27.17% decrease from the previous year. In March 2023, filings fell again to 59 cases, an 11.94% decrease compared to March 2022. The trend reversed in March 2024, with 124 cases filed, reflecting a 110.17% increase from the prior year. However, in March 2025, filings dropped to 69 cases, representing a **44.35% decrease** from March 2024. This analysis highlights substantial year-to-year fluctuations in Sexual Assault case filings during March over the past five years in Harris County.

# WEAPON OFFENSES

## Weapon Offenses - TXDPS

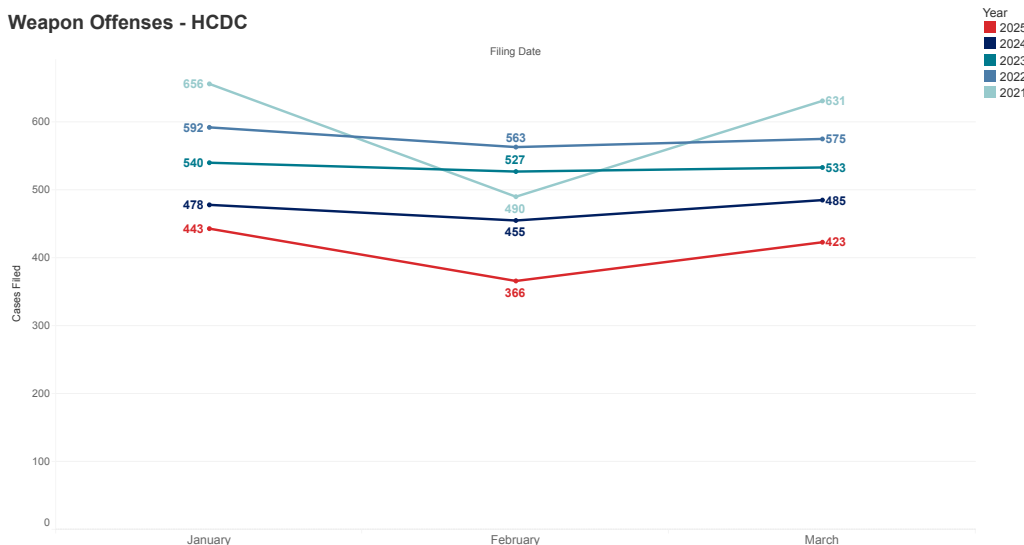


Shows the number of Weapon Offenses that occurred from 2021 to 2025. Data was retrieved from Texas DPS NIBRS Offense Distribution for Crimes Against Person (Offense Attempted/Completed). Data was filtered for Pasadena PD, Baytown PD, Harris County SO and Houston PD reports.

## OFFENSE OCCURRENCES

In March 2021, Harris County law enforcement reported 664 Weapons Offense occurrences. The following year, in March 2022, this number slightly declined to 658, marking a 0.90% decrease from the previous year. In March 2023, reported offenses dropped further to 536, reflecting an 18.54% decrease from March 2022. The downward trend continued in March 2024, with offenses falling to 366, representing a 31.72% decrease from the prior year. In March 2025, the number of reported offenses declined again to 310, marking a **15.30% decrease** from March 2024. Over the five-year period, March 2021 recorded the highest number of Weapons Offense occurrences at 664, while March 2025 recorded the lowest at 310.

## Weapon Offenses - HCDC



Shows the number of Weapon Offense cases filed from 2021 to 2025 reported by Harris County District Clerk.

## CASES FILED

The data reveals the count of Weapons Offense criminal cases filed in Harris County from March 2021 to March 2025. In March 2021, 631 Weapons Offense criminal cases were filed. The following year, in March 2022, this number declined to 575, marking an 8.87% decrease from the previous year. In March 2023, filings dropped further to 533 cases, reflecting a 7.30% decrease from March 2022. The downward trend continued in March 2024, with 485 cases filed, representing a 9.01% decrease from the prior year. Finally, in March 2025, the number of cases declined again to 423, marking a **12.78% decrease** from March 2024. This analysis highlights a consistent downward trend in the count of Weapons Offense criminal cases filed in Harris County over the five-year period.