



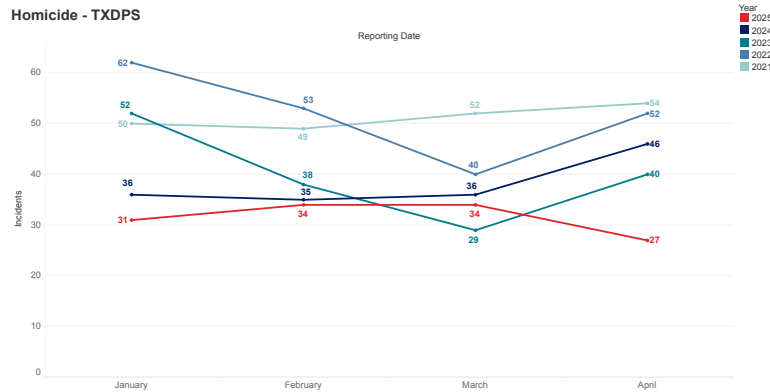
MONTHLY CRIME INDEX

APRIL 2025

In our **Monthly Crime Index**, we aim to provide you with an accurate representation of crime statistics in Harris County, Houston. The monthly statistics are represented in two graphs. The top graph reflects offenses occurrences retrieved from the Texas Department of Public Safety (TXDPS) Offense Distribution Report and reflects offense occurrences as reported by Harris County Sheriff's Office (HCSO), Houston Police Department (HPD), Pasadena Police Department (PPD) and Baytown Police Department (BPD). The bottom graph presents data retrieved from Harris County District Clerk's office (HCDC) and represents criminal cases filed in Harris County. Represented here are the figures from the month of January until the month of April over the past five years for the categories of **Homicide, Aggravated Assault, Sexual Assault, and Weapons Violations**.

HOMICIDE:

Homicide - TXDPS

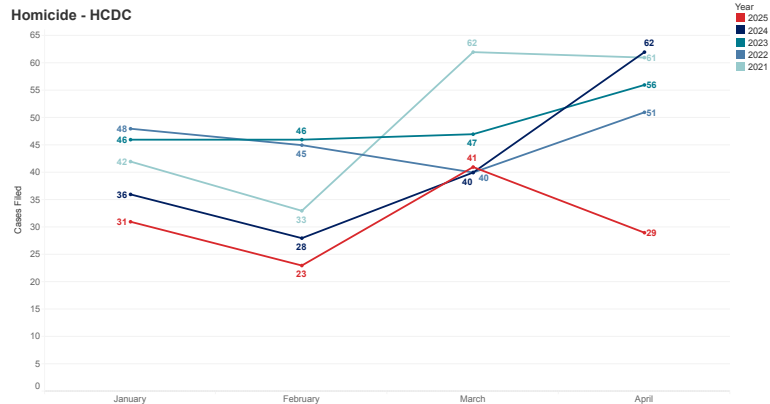


Shows the number of Homicide offenses that occurred from 2021 to 2025. Data was retrieved from Texas DPS NIBRS Offense Distribution for Crimes Against Person (Offense Attempted/Completed). Data was filtered for Pasadena PD, Baytown PD, Harris County SO and Houston PD reports.

OFFENSE OCCURRENCES

The data presents the count of Homicide offenses reported in Harris County from April 2021 to April 2025. In April 2021, law enforcement reported 54 Homicide offenses. The following year, in April 2022, the number slightly declined to 52, reflecting a 3.70% decrease from the previous year. In April 2023, the number further dropped to 40 offenses, marking a 23.08% decrease from April 2022. However, in April 2024, the number rose to 46 reported offenses, representing a 15% increase from the prior year. This upward shift was followed by a decline in April 2025, with 27 reported Homicide offenses which is a **41.30% decrease** from April 2024. Comparing the highest and lowest reported offenses in April over the five-year period, April 2021 recorded the highest count with 54 offenses, while April 2025 had the lowest with 27 reported Homicide offenses.

Homicide - HCDC



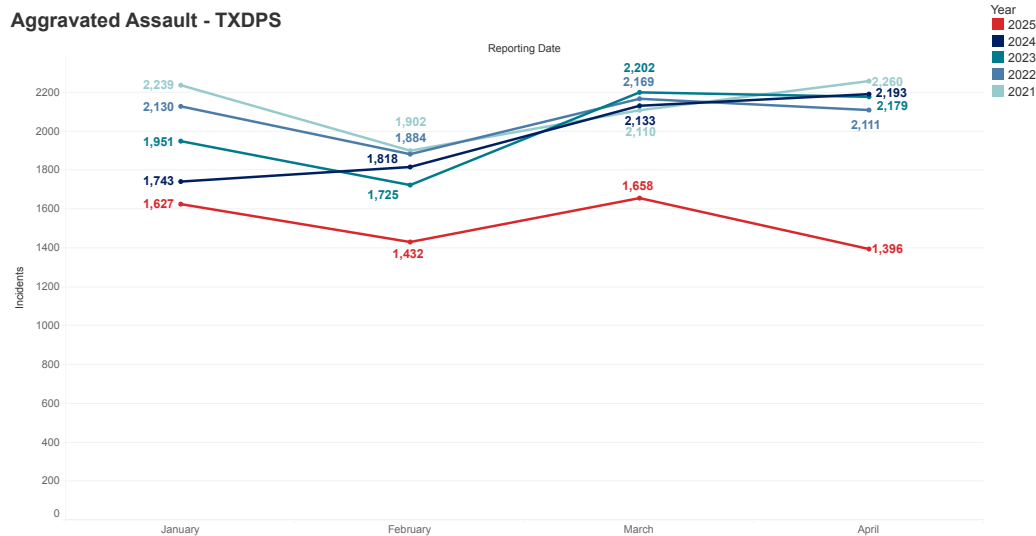
Shows the number of Homicide cases filed from 2021 to 2025 reported by Harris County District Clerk.

CASES FILED

The data presents the count of Homicide criminal cases filed in Harris County from April 2021 to April 2025. In April 2021, 61 Homicide criminal cases were filed. The following year, in April 2022, the number declined to 51, reflecting a 16.39% decrease from the previous year. In April 2023, the number rose to 56 cases, marking a 9.80% increase from April 2022. The upward trend continued in April 2024, with 62 cases filed, representing a **10.71% increase** from the prior year. However, in April 2025, the number of cases filed dropped sharply to 29, showing a 53.23% decrease from April 2024. This analysis highlights significant fluctuations in the number of Homicide criminal cases filed in Harris County over the past five years.

AGGRAVATED ASSAULT

Aggravated Assault - TXDPS

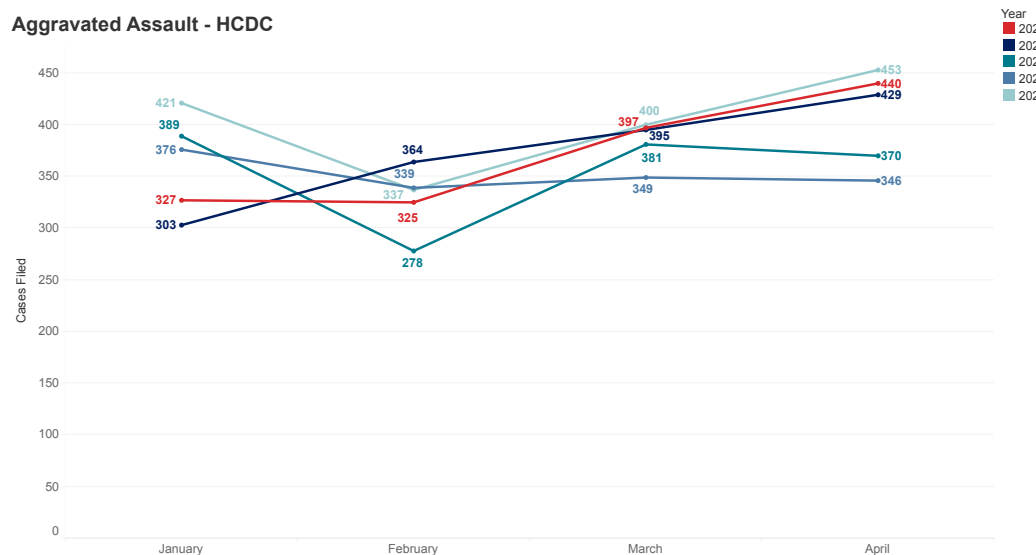


Shows the number of Aggravated Assault offenses that occurred from 2021 to 2025. Data was retrieved from Texas DPS NIBRS Offense Distribution for Crimes Against Person (Offense Attempted/Completed). Data was filtered for Pasadena PD, Baytown PD, Harris County SO and Houston PD reports.

OFFENSE OCCURRENCES

The data presents the count of Aggravated Assault offense occurrences reported in Harris County from April 2021 to April 2025. In April 2021, 2,260 Aggravated Assault incidents were reported. The following year, in April 2022, the number declined to 2,111, reflecting a 6.59% decrease from the previous year. In April 2023, the count rose slightly to 2,179 incidents, marking a 3.22% increase from April 2022. This upward trend continued modestly in April 2024, with 2,193 incidents reported, an increase of 0.64% from the prior year. However, in April 2025, the number of reported incidents dropped significantly to 1,396, representing a **36.34% decrease** from April 2024. Comparing the highest and lowest counts of Aggravated Assault incidents reported in April between 2021 and 2025, April 2021 recorded the highest number with 2,260 incidents, while April 2025 saw the lowest count with 1,396 incidents.

Aggravated Assault - HCDC



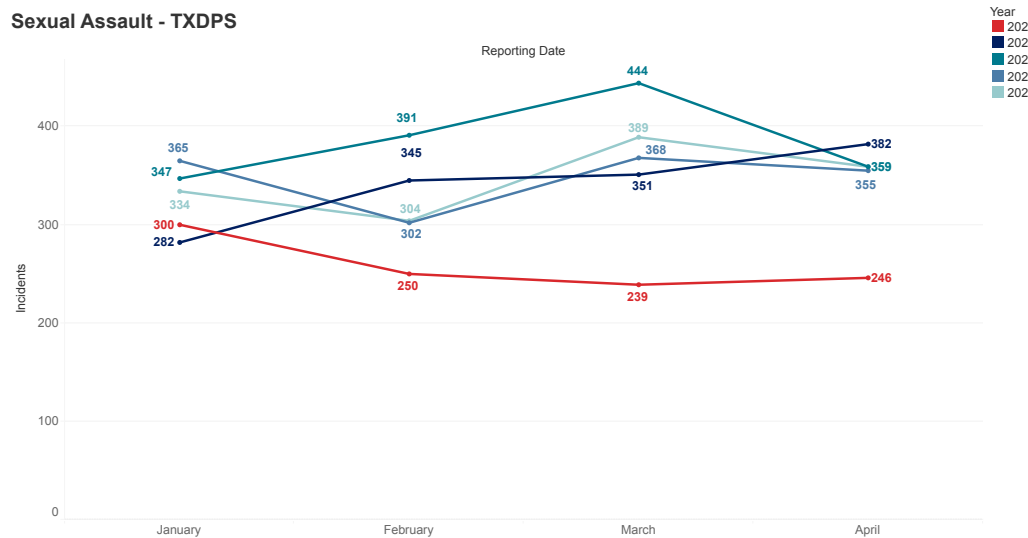
Shows the number of Aggravated Assault cases filed from 2021 to 2025 reported by Harris County District Clerk.

CASES FILED

The data presents the count of Aggravated Assault criminal cases filed in Harris County from April 2021 to April 2025. In April 2021, 453 Aggravated Assault criminal cases were filed. The following year, in April 2022, the number dropped to 346, reflecting a 23.62% decrease from the previous year. In April 2023, the count rose to 370 cases, marking a 6.94% increase from April 2022. This upward trend continued in April 2024, with 429 cases filed, an increase of 15.95% from the prior year. In April 2025, the number of cases filed increased again, though more modestly, to 440, representing a **2.56% rise** from April 2024. This analysis highlights a recovery trend following an initial decline, with steady growth in the number of Aggravated Assault criminal cases filed in Harris County over the past several years.

SEXUAL ASSAULT

Sexual Assault - TXDPS

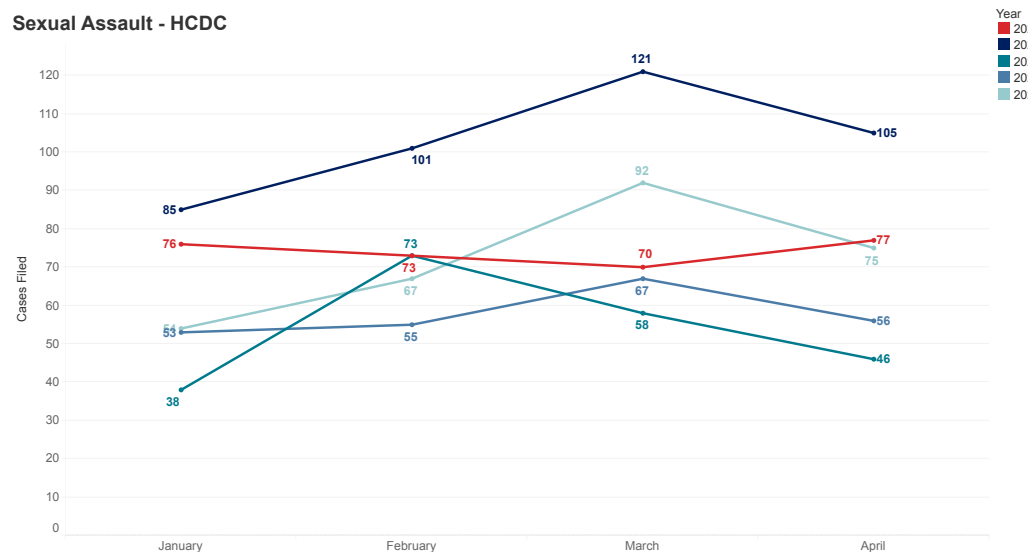


Shows the number of Sexual Assault offenses that occurred from 2021 to 2025. Data was retrieved from Texas DPS NIBRS Offense Distribution for Crimes Against Person (Offense Attempted/Completed). Data was filtered for Pasadena PD, Baytown PD, Harris County SO and Houston PD reports.

OFFENSE OCCURRENCES

In April 2021, Harris County law enforcement reported 359 Sexual Assault offense occurrences. The following year, in April 2022, this number slightly declined to 355, marking a 1.11% decrease from the previous year. In April 2023, the number of reported offenses returned to 359, reflecting a 1.13% increase from April 2022. The upward trend continued in April 2024, with 382 reported offenses, an increase of 6.41% from the prior year. However, in April 2025, the number dropped significantly to 246, representing a **35.60% decrease** from April 2024. Comparing the highest and lowest reported Sexual Assault offenses in April across the five-year period, April 2024 recorded the highest count with 382 offenses, while April 2025 saw the lowest with 246 offenses.

Sexual Assault - HCDC



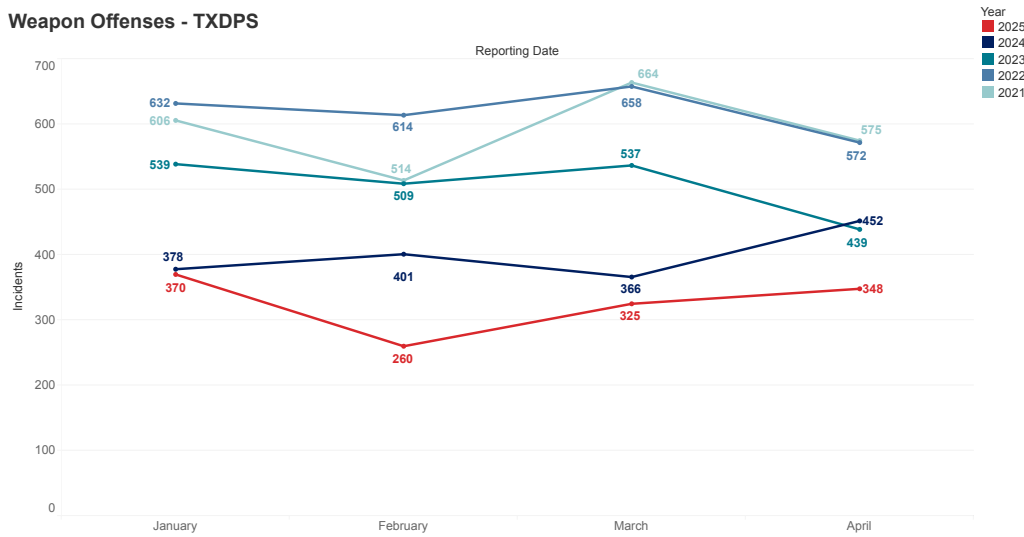
Shows the number of Sexual Assault cases filed from 2021 to 2025 reported by Harris County District Clerk.

CASES FILED

The data presents the count of Sexual Assault criminal cases filed in Harris County each April from 2021 to 2025. In April 2021, 75 Sexual Assault cases were filed. This number declined to 56 in April 2022, marking a 25.33% decrease from the previous year. The downward trend continued in April 2023, with filings dropping to 46 cases, a 17.86% decrease from April 2022. However, in April 2024, filings increased to 105 cases, representing a 128.26% increase from the prior year. In April 2025, the number of cases filed declined again to 77, showing a **26.67% decrease** from April 2024. This analysis highlights significant fluctuations in Sexual Assault case filings across Aprils in Harris County over the past five years.

WEAPON OFFENSES

Weapon Offenses - TXDPS

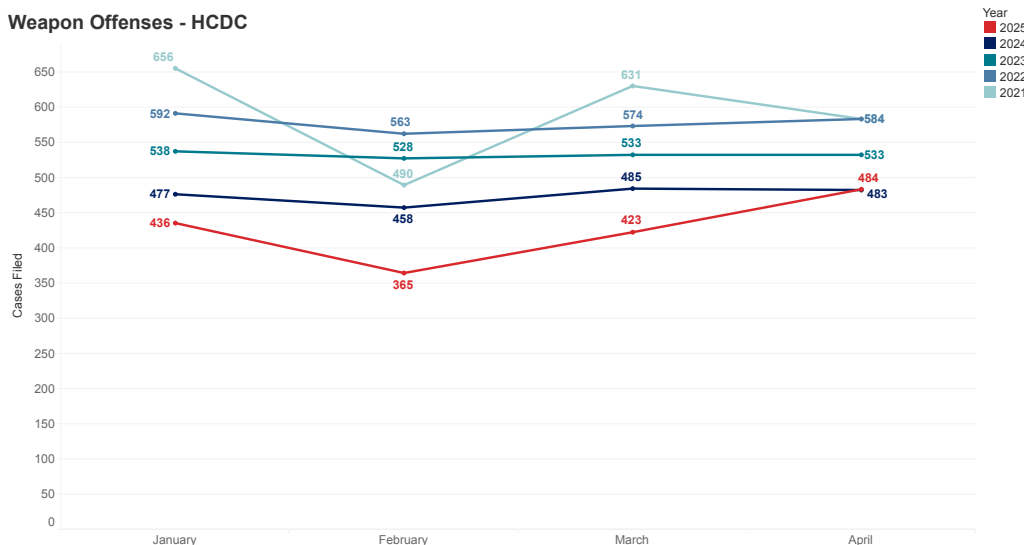


Shows the number of Weapon Offenses that occurred from 2021 to 2025. Data was retrieved from Texas DPS NIBRS Offense Distribution for Crimes Against Person (Offense Attempted/Completed). Data was filtered for Pasadena PD, Baytown PD, Harris County SO and Houston PD reports.

OFFENSE OCCURRENCES

In April 2021, Harris County law enforcement reported 575 Weapons Offense occurrences. The following year, in April 2022, this number slightly declined to 572, marking a 0.52% decrease from the previous year. In April 2023, reported offenses dropped significantly to 439, reflecting a 23.25% decrease from April 2022. The number of offenses rose slightly in April 2024 to 452, an increase of 2.96% from the prior year. However, in April 2025, the number of reported offenses fell again to 348, representing a **23.01% decrease** from April 2024. Over the five-year period, April 2021 recorded the highest number of Weapons Offense occurrences at 575, while April 2025 recorded the lowest at 348.

Weapon Offenses - HCDC



Shows the number of Weapon Offense cases filed from 2021 to 2025 reported by Harris County District Clerk.

CASES FILED

The data reveals the count of Weapons Offense criminal cases filed in Harris County from April 2021 to April 2025. In April 2021, 584 Weapons Offense criminal cases were filed. The number remained unchanged in April 2022, with 584 cases filed. In April 2023, filings declined to 533 cases, reflecting an 8.73% decrease from the previous year. The downward trend continued in April 2024, with 483 cases filed, a 9.38% decrease from April 2023. However, in April 2025, filings saw a slight increase to 484 cases, representing a modest **0.21% rise** from the previous year. This analysis highlights an overall decline in filings over the five-year period, with a brief stabilization in 2025.