

• THE GLEND A GORDY RESEARCH CENTER · HOUSTON, TX

2025 *annual* report.

FROM DATA TO INSIGHTS

In 2025, the Glenda Gordy Research Center transformed public safety data into insights that informed decisions, supported communities, and helped shape conversations across Houston and Texas.

DATA ROWS PROCESSED

67M+

DATAPPOINTS PROCESSED

241M+

PEOPLE REACHED

813K+

REPORTS PUBLISHED

41

HOURS SPENT REPORTING

196

MONTHLY CRIME INDEXES

12

NEW DATA SOURCES

5

PLATFORM RELAUNCH

v2.0

THE GLEND A GORDY RESEARCH CENTER

A program of the Safe Community Institute at Crime Stoppers of Houston

Contents.

Twenty-three pages, six categories of data, one year of work.

01	Cover	01	13	Statistics · Robbery	13
02	Contents	02	14	Statistics · Weapons	14
03	Letter from our CEO · Pt 1	03	15	Statistics · Human Trafficking	15
04	Letter from our CEO · Pt 2	04	16	Community Impact	16
05	Our Mission	05	17	Stories · Featured	17
06	Core Beliefs	06	18	Stories · Partners	18
07	Key Metrics	07	19	2026 Goals	19
08	2025 at a Glance	08	20	Donors	20
09	Statistics · Overview	09	21	Budget	21
10	Statistics · Homicide	10	22	Team & Support Staff	22
11	Statistics · Aggravated Assault	11	23	Thank You	23
12	Statistics · Sexual Assault	12			

● LETTER FROM OUR CEO

Dear *community,*

I'm proud to present the 2025 Glenda Gordy Research Center Annual Report, highlighting a year in which data did more than inform — it helped drive meaningful conversations and public safety initiatives across Texas.

At the Glenda Gordy Research Center, we believe that reliable information is the foundation of effective action. Housed within the Safe Community Institute at Crime Stoppers of Houston, the Research Center was established to provide accessible crime data to our community.

Today, that mission extends beyond public access to information. Our work increasingly supports decision-makers at every level, helping translate complex data into meaningful insights that inform policy and improve outcomes for the communities we serve.

Throughout 2025, the Research Center continued to provide interactive dashboards, crime trend analysis, educational resources, and specialized reporting for the Greater Houston area. At the same time, we expanded our role as a trusted source of data for our public safety partners seeking objective information to guide critical decisions.

continued on the next page →



Rania Mankarious
CEO, CRIME STOPPERS OF HOUSTON

← *continued from previous page*

By transforming millions of records into actionable insights, we helped ensure that discussions about public safety were grounded in facts and evidence.

This year also marked an important milestone in the evolution of the Research Center with the launch of a redesigned website experience. Built to improve accessibility, usability, and engagement, the new platform makes it easier for members of our community to explore crime trends and dashboards and understand the stories behind the data.

To our partners, donors, community members, and public officials who rely on this work: thank you for your trust and support. Together, we are building safer communities through transparency, collaboration, and data-informed action.

Warmly,

A handwritten signature in black ink, appearing to be 'Rania Mankarious', with a long horizontal stroke extending to the right.

Rania Mankarious

CEO, Crime Stoppers of Houston

• GGRC

Who *we are.*

The mission of the Glenda Gordy Research Center is to provide Houstonians with clear, accessible crime data — and equip them with the tools and insights needed to engage meaningfully with the criminal justice system.

Our goal is to empower the community with accurate information that supports informed decisions and contributes to a safer Houston. Our research supports legislative efforts by delivering impactful crime data analysis to a transparent and evidence-backed justice system.

HOUSED WITHIN

Safe Community Institute

PARENT ORG

Crime Stoppers of Houston

LOCATION

Houston, TX

● OUR CORE BELIEFS

Six things we *hold as true.*

These are the principles our work rests on.

01 / FOUNDATION



Data Transparency

Ensuring open, clear, and accessible crime data for all.

02 / FOUNDATION



Evidence-Based Insights

Grounding our work in data-driven research and factual analysis.

03 / FOUNDATION



Public Safety Advocacy

Using data to inform policies and support safer communities.

04 / FOUNDATION



Ethical Responsibility

Upholding integrity in crime reporting and analysis.

05 / FOUNDATION



Actionable Intelligence

Transforming raw data into meaningful, real-world impact.

06 / FOUNDATION



Continuous Improvement

Innovating and refining our methods for better solutions.

● HARNESSING INSIGHTS

Driving innovation *with crime data.*

Behind every dashboard, report, and digital tool is a commitment to making public safety information more transparent and useful for decision-makers and the public alike. By analyzing patterns, trends, and correlations, we move beyond anecdotal responses toward data-informed solutions with measurable impact.

FEATURED CONTRIBUTOR

NICKI WAHLERS

Director of Technology

Leads GGRC's technical infrastructure, data pipelines, and digital products.

VOLUME

65M+

Rows of crime data processed in 2025 to power our dashboards, monthly reports, and ad-hoc community requests.

REACH

800K+

People directly reached through our website, dashboards, and reports such as the Monthly Crime Index.

● 2025 AT A GLANCE

The year, *month by month.*

From growing our team to delivering critical crime data reports that informed key cases, we remained committed to transparency and accuracy throughout 2025.

<p>JAN ENGINEERING</p> <p>Infrastructure prep</p> <p>Strengthened and refined our technical codebase in preparation for a year of major launches and growth.</p>	<p>FEB REPORTS</p> <p>Murder on Bond report</p> <p>Compiled research for the Murder on Bond report — critical data that informed statewide legislative discussions.</p>	<p>MAR LEGISLATION</p> <p>Legislative support</p> <p>Supported passage of key legislative efforts including SJR 5 and SB 9 through data analysis and research.</p>	<p>APR LAUNCH</p> <p>Website redesign</p> <p>Launched the newly redesigned Glenda Gordy Research Center website for a more accessible, engaging experience.</p>
<p>MAY ENGINEERING</p> <p>Testing & accessibility</p> <p>Expanded unit testing and accessibility checks to strengthen reliable, accessible public resources.</p>	<p>JUN LEGISLATION</p> <p>Texas bail reform</p> <p>Supported historic bail reform efforts — Gov. Abbott signed SB 9, SB 40, HB 75, and SJR 5 into law.</p>	<p>JUL LAUNCH</p> <p>Houston Crime Map</p> <p>Launched the Houston Crime Map — geolocated crime incident information through an interactive public tool.</p>	<p>AUG LAUNCH</p> <p>At-a-Glance page</p> <p>Released the At-a-Glance page for quick-access monthly statistics and key crime indicators for the community.</p>
<p>SEPT MILESTONE</p> <p>1 million people reached</p> <p>Reached a major milestone of over 1 million people reached since the Research Center's inception.</p>	<p>OCT IMPACT</p> <p>Crime Stoppers support</p> <p>Provided targeted data analysis and reporting for five major Crime Stoppers initiatives — informing strategy.</p>	<p>NOV ENGINEERING</p> <p>Infrastructure expansion</p> <p>Enhanced technical infrastructure and system configurations to support future digital products and services.</p>	<p>DEC ENGINEERING</p> <p>Long-term sustainability</p> <p>Invested in security, scalability, and sustainability improvements to strengthen our technology ecosystem.</p>

• 2025 STATISTICS

The numbers, *by category.*

Sourced from the Harris County District Clerk (HCDC) and the Texas Department of Public Safety (TXDPS). The next six pages break down 2025 by category — each with a full numbers grid and two source-specific monthly charts.

HCDC
Harris County District Clerk
Case filings tracked by offense type, defendant demographics, and disposition.

TXDPS
Texas Department of Public Safety
Offense occurrences as reported through the Uniform Crime Reporting program.

01
Homicide
P. 10

02
Aggravated Assault
P. 11

03
Sexual Assault
P. 12

04
Robbery
P. 13

05
Weapons
P. 14

06
Human Trafficking
P. 15

Homicide.

Cases tied to murder, capital murder, manslaughter, and homicide-related charges filed in 2025.

423

Cases filed (HCDC)

337

Homicides with firearms

-28.9%

Change in capital murder vs prior year

417

Offense occurrences (TXDPS)

69

Capital murders

70

Murder of a minor offenses

70.2%

Offenders known to victim

31.4

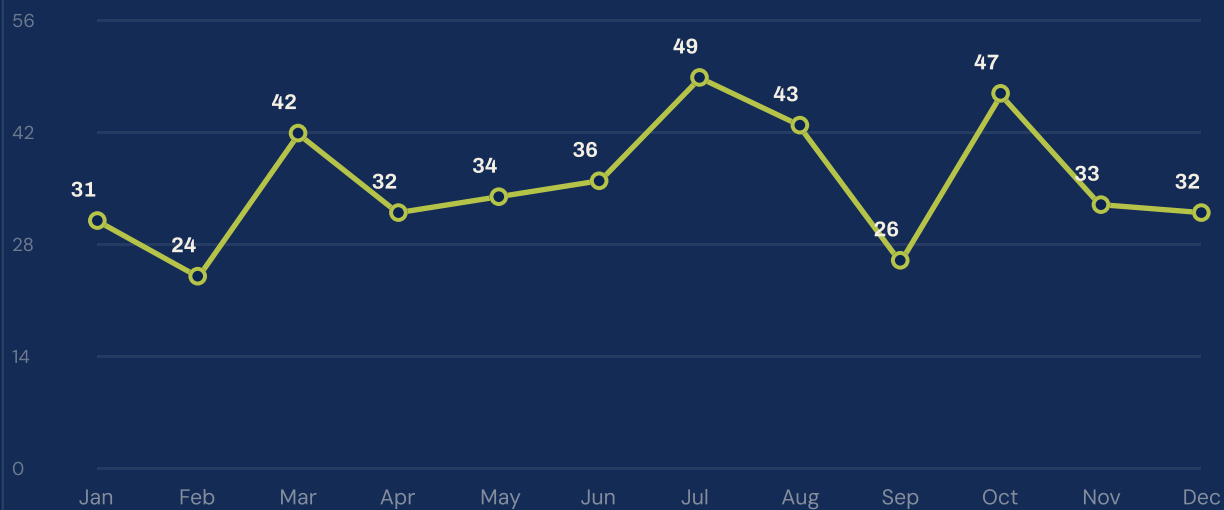
Avg age of defendant

55

Manslaughter cases filed

HOMICIDE · HCDC · 2025

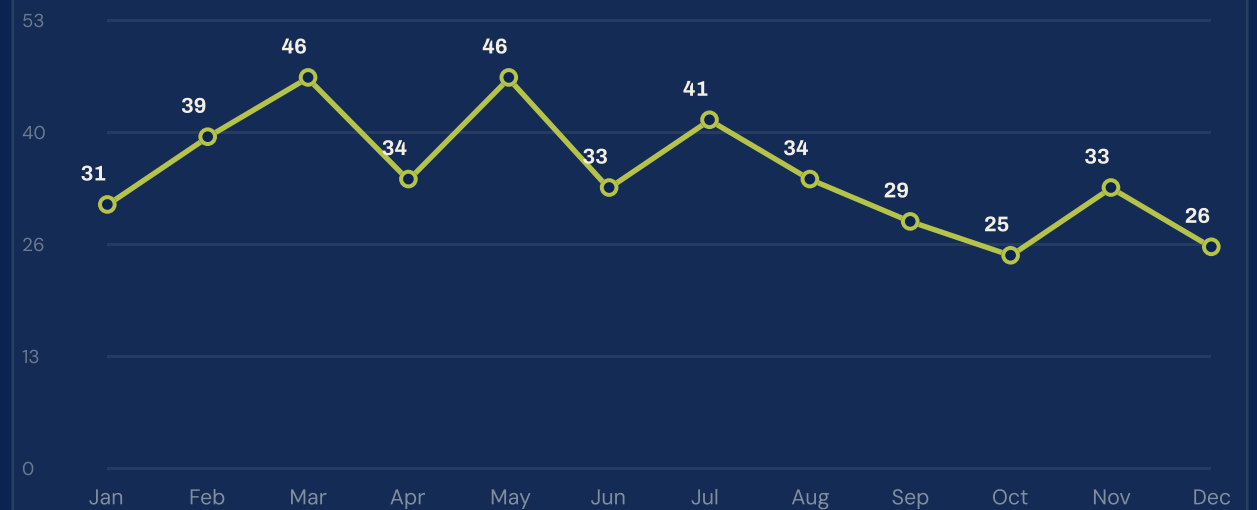
Monthly homicide cases filed



Source: Harris County District Clerk · 2025

HOMICIDE · TXDPS · 2025

Monthly homicide offense occurrences



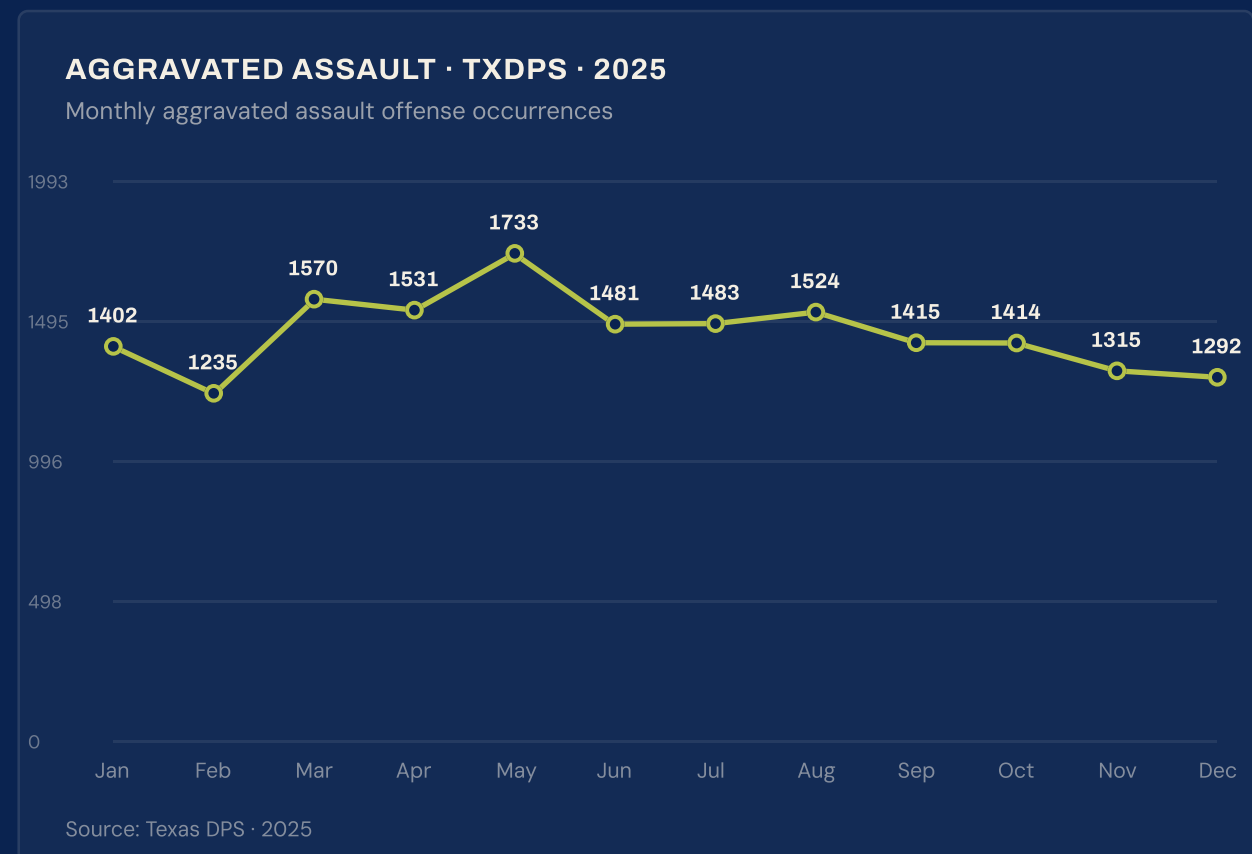
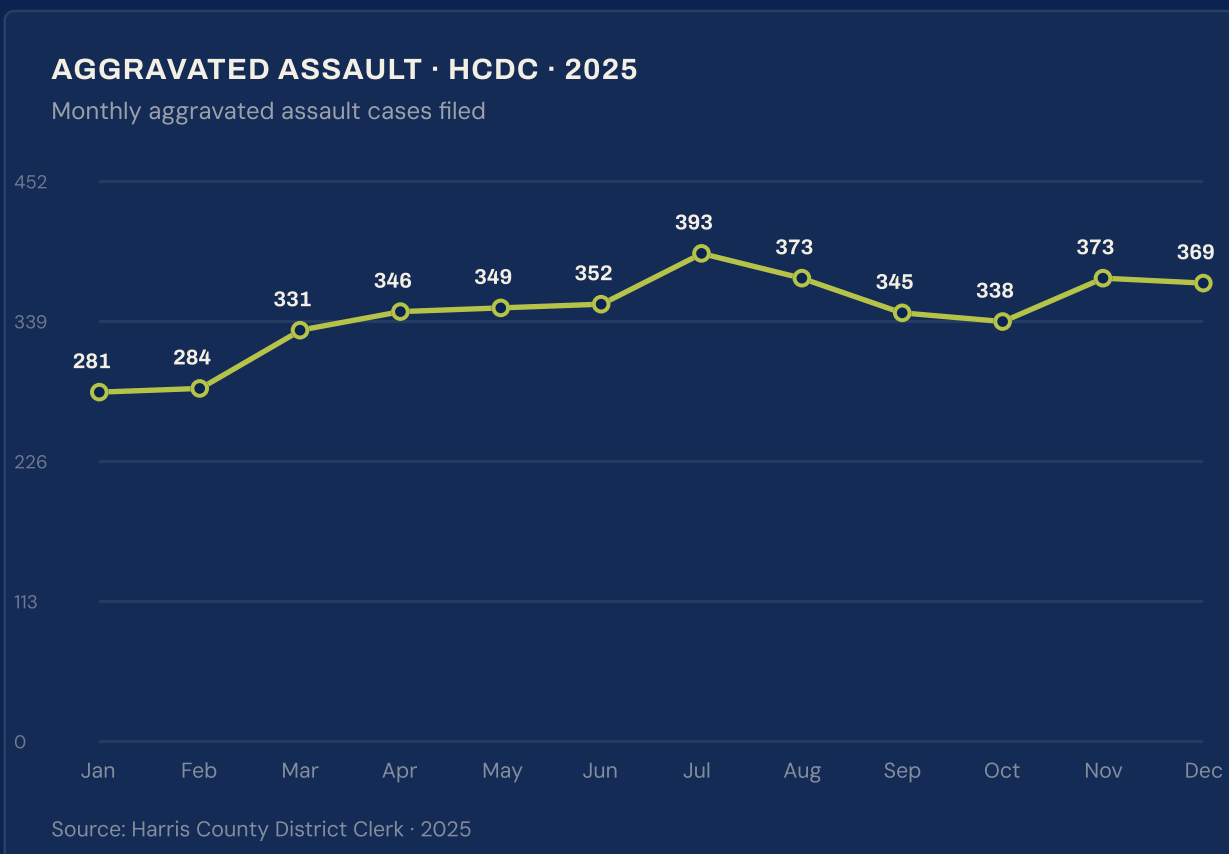
Source: Texas DPS · 2025

CATEGORY 02 OF 06

Aggravated Assault.

Assaults causing serious bodily injury or involving a deadly weapon — case filings and offense occurrences.

<p>4,270 Cases filed (HCDC)</p>	<p>17,395 Offense occurrences (TXDPS)</p>	<p>6,413 Assaults with a firearm</p>	<p>9,469 Occurrences at residence</p>
<p>147 Assault on a public servant</p>	<p>34.6 Avg age of defendant</p>	<p>-4.0% Cases filed vs prior year</p>	<p>-16.0% Occurrences vs prior year</p>



CATEGORY 03 OF 06

Sexual Assault.

Sexual assault and aggravated sexual assault offenses combined — 2025 reporting.

885

Cases filed (HCDC)

3,470

Offense occurrences (TXDPS)

1,792

Child victims this year

2,279

Occurrences at residences

197

Assaulted by family member

38.1

Avg age of defendant

Sep · 101

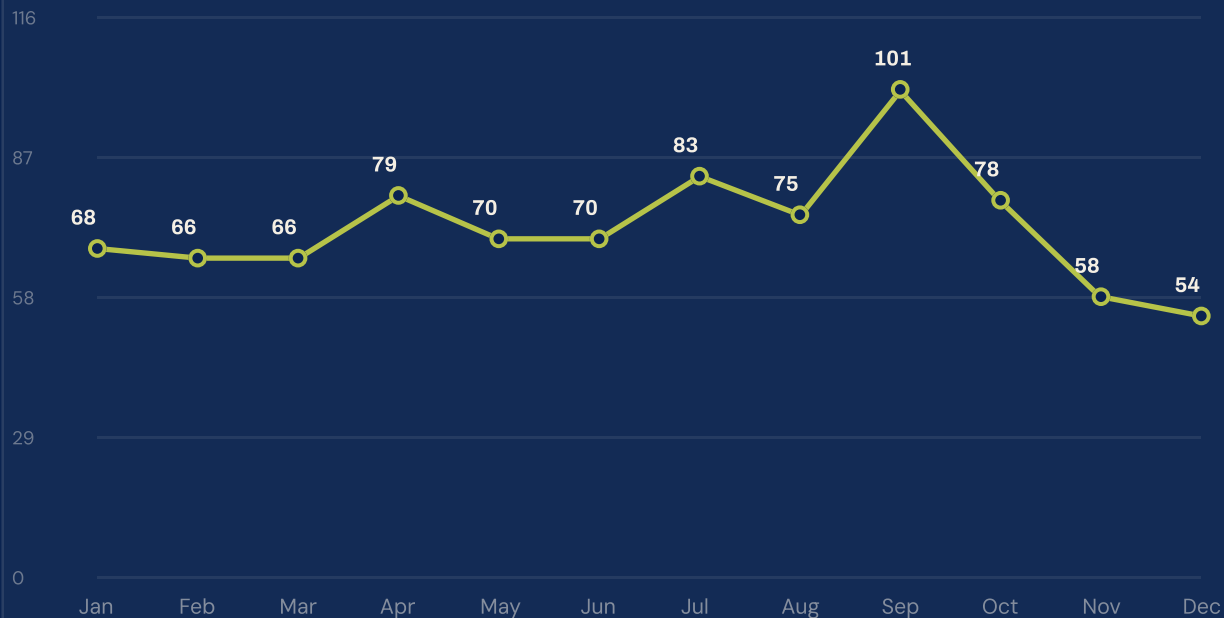
Highest filings month

Apr · 329

Highest occurrences month

SEXUAL ASSAULT · HCDC · 2025

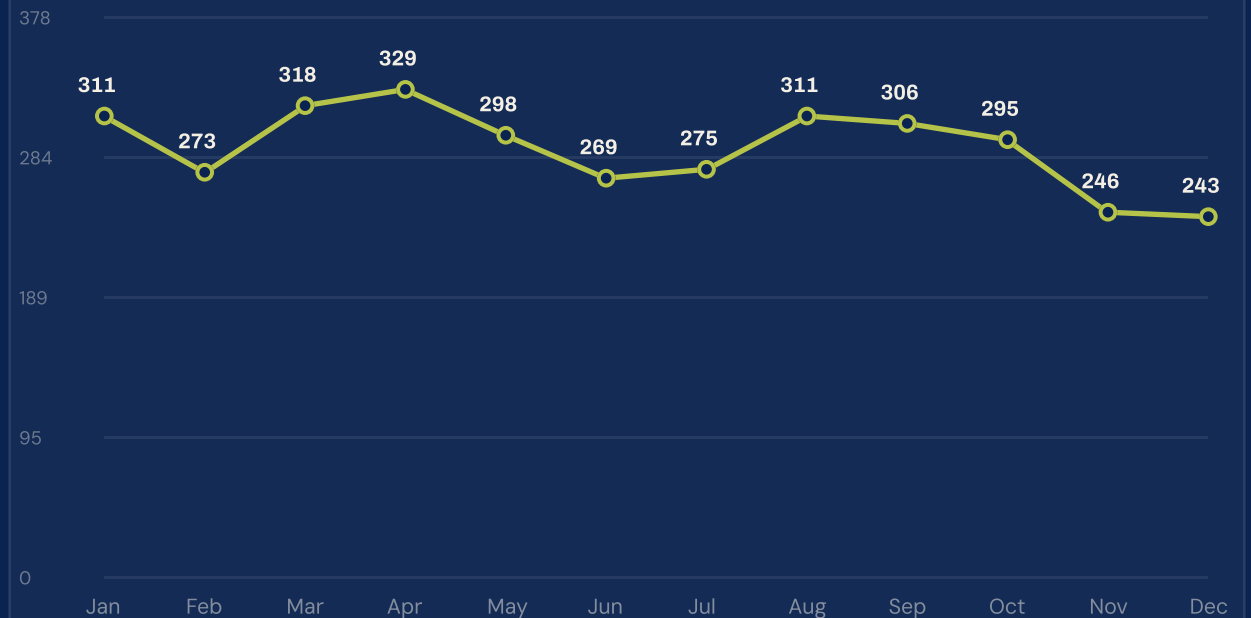
Cases filed (SA + Agg SA combined)



Source: Harris County District Clerk · 2025

SEXUAL ASSAULT · TXDPS · 2025

Monthly sexual assault offense occurrences



Source: Texas DPS · 2025

CATEGORY 04 OF 06

Robbery.

Robbery and aggravated robbery — theft committed by force, threat, or assault.

633

Robbery cases filed (HCDC)

6,107

Robbery occurrences (TXDPS)

2,670

Robberies with firearms

932

Aggravated robbery cases

17,747

Motor vehicle thefts

4,272

Identity theft occurrences

-9.4%

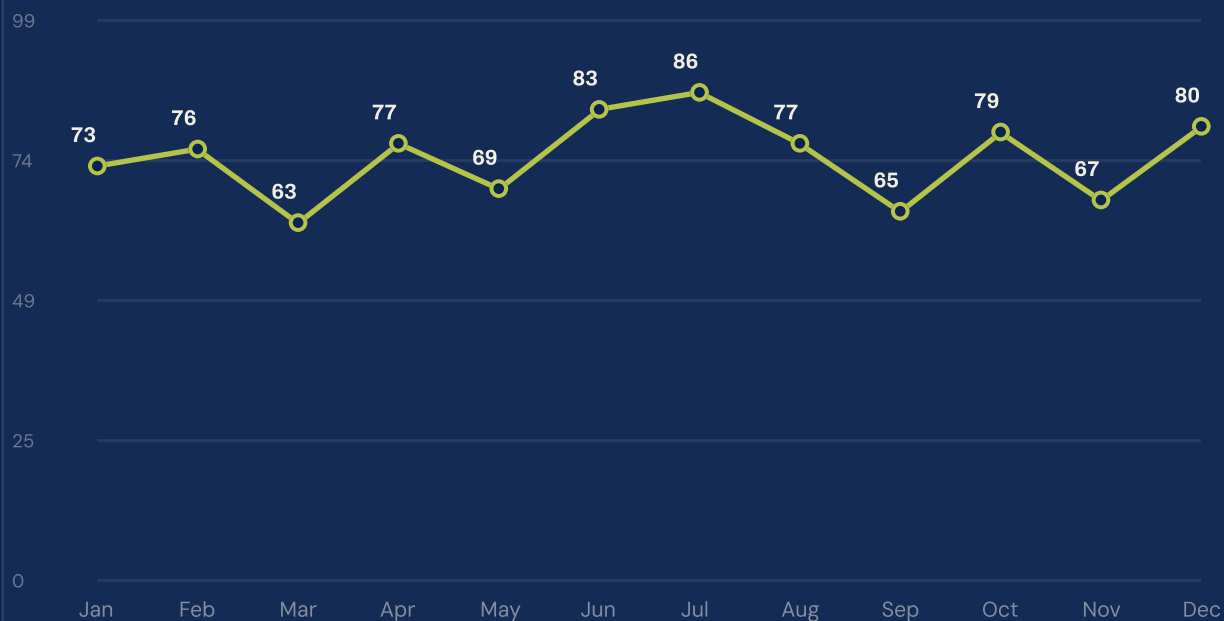
Robbery cases vs prior year

-8.3%

Agg robbery vs prior year

ROBBERY · HCDC · 2025

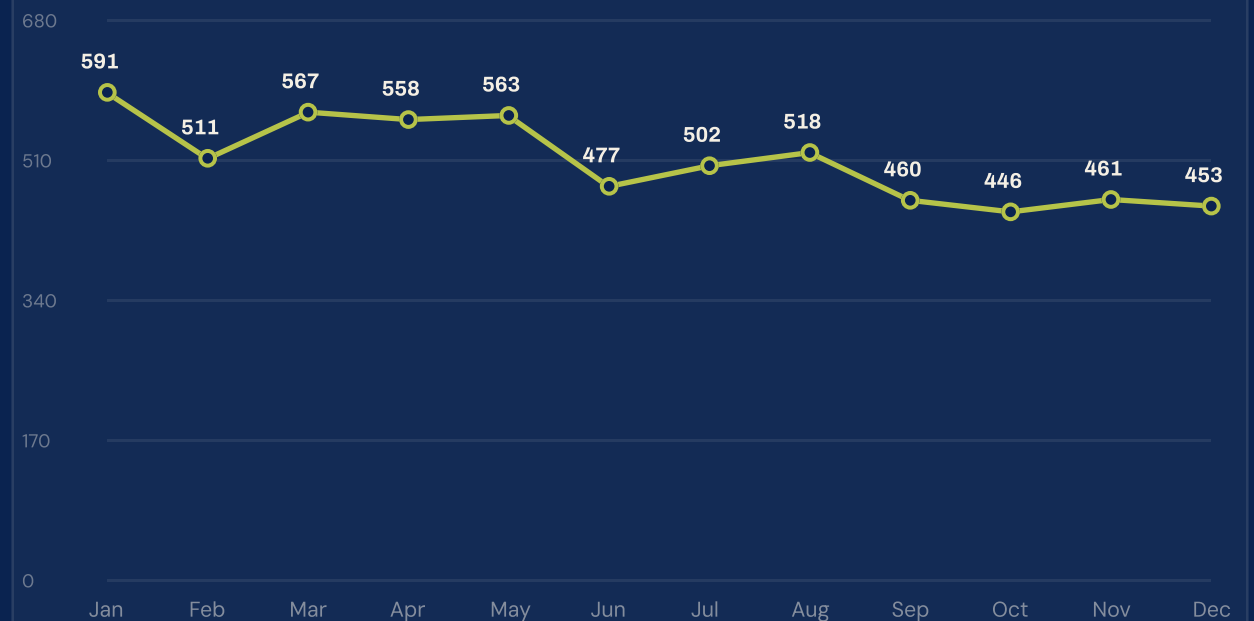
Monthly aggravated robbery cases filed



Source: Harris County District Clerk · 2025

ROBBERY · TXDPS · 2025

Monthly robbery offense occurrences



Source: Texas DPS · 2025

CATEGORY 05 OF 06

Weapons.

Unlawful possession, carrying, and use of weapons across Harris County in 2025.

5,086

Cases filed (HCDC)

4,180

Offense occurrences (TXDPS)

2,911

Unlawful carry charges

1,460

Felon in possession of weapon

4,140

Occurrences with firearm

3

Firearms accessible to a child

-11.1%

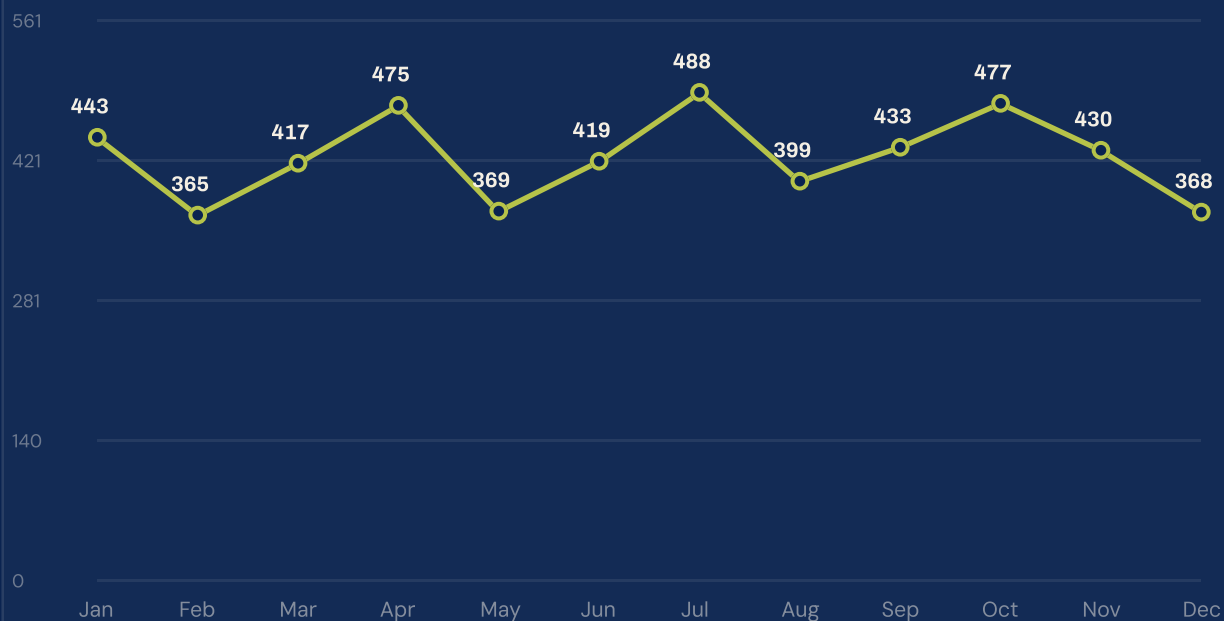
Cases filed vs prior year

Jul · 488

Highest filings month

WEAPONS · HCDC · 2025

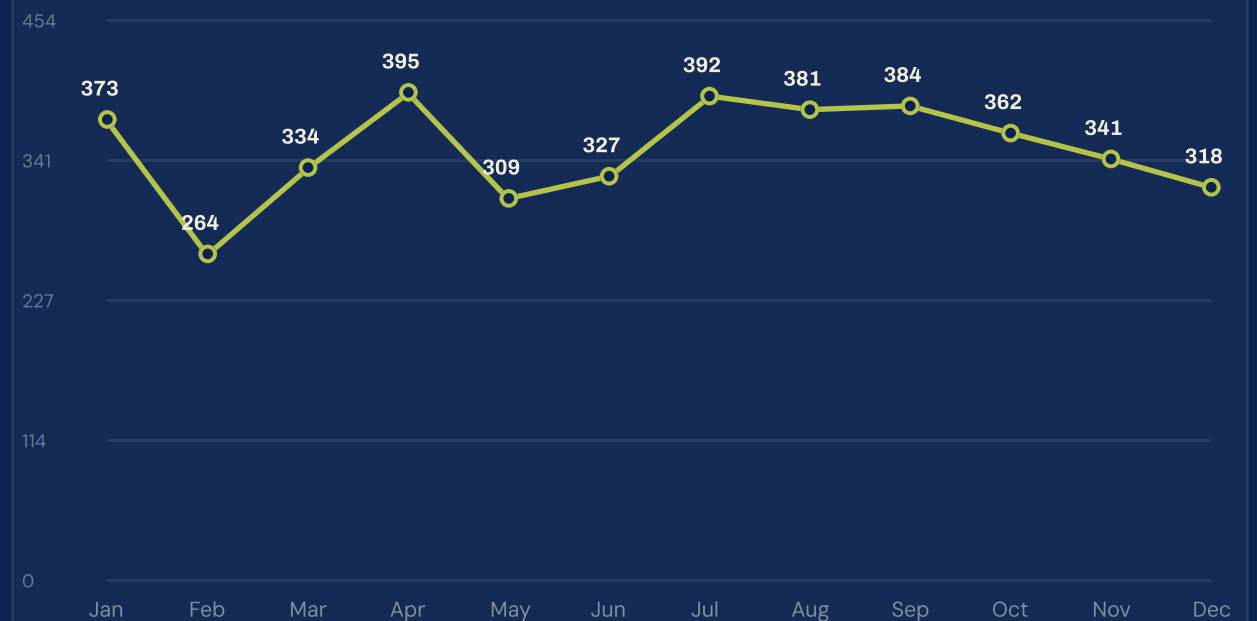
Monthly weapon offense cases filed



Source: Harris County District Clerk · 2025

WEAPONS · TXDPS · 2025

Monthly weapon offense occurrences



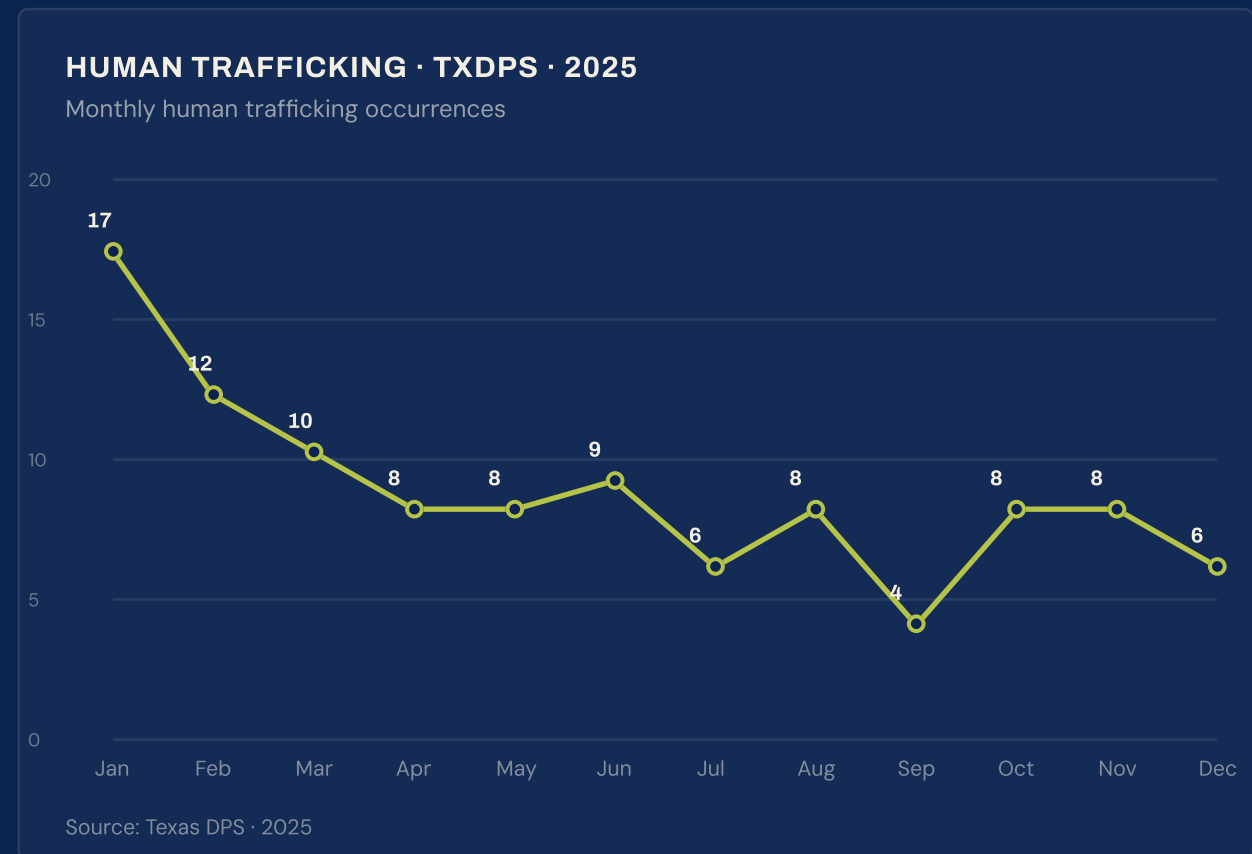
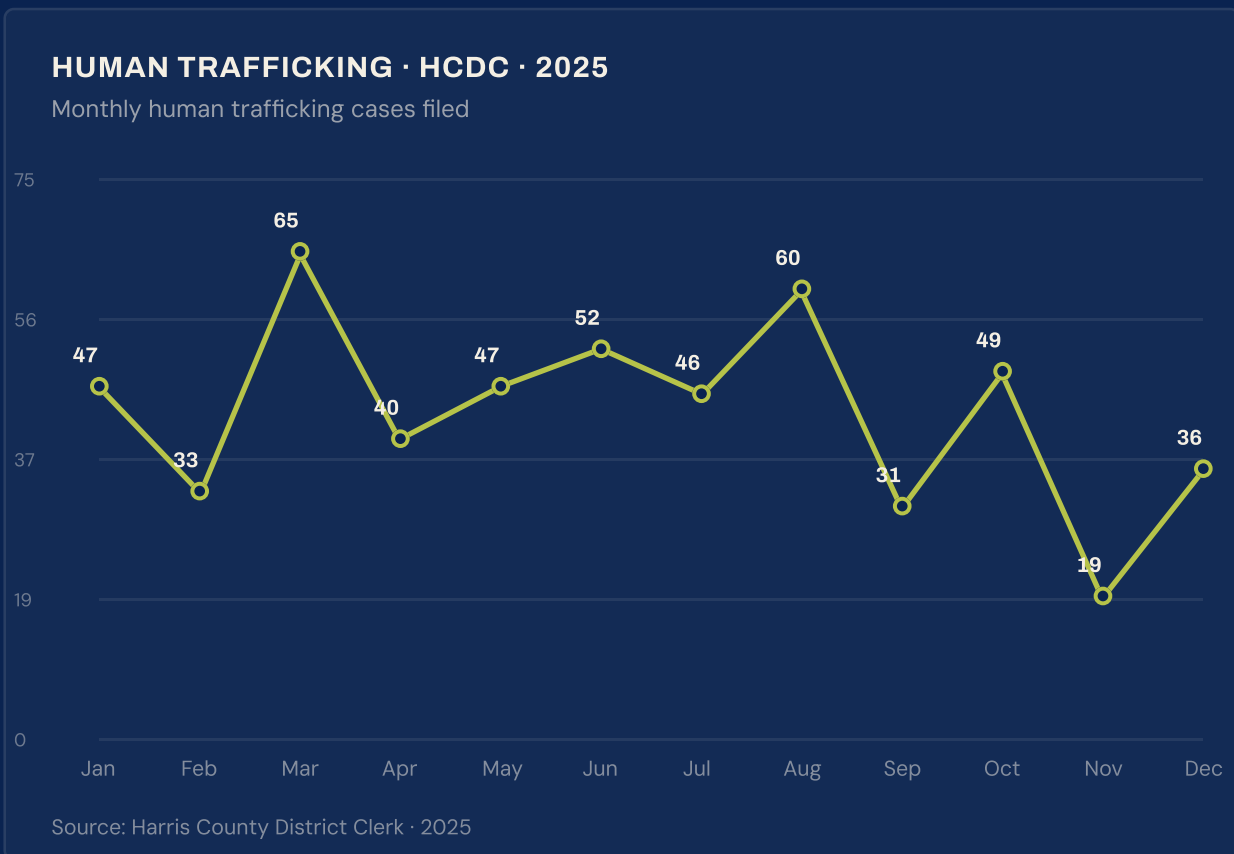
Source: Texas DPS · 2025

CATEGORY 06 OF 06

Human Trafficking.

Trafficking, prostitution, and online solicitation offenses tracked in 2025.

<p>527 Trafficking cases filed (HCDC)</p>	<p>104 Trafficking occurrences (TXDPS)</p>	<p>52 Online solicitation of a minor</p>	<p>116 Cases involving a minor</p>
<p>62 Occurrences involving a minor</p>	<p>79 Aiding prostitution</p>	<p>+40.5% Online solicitation vs prior year</p>	<p>324 Solicitation of prostitution</p>



Real partners. *Real outcomes.*



Crime Stoppers has been invaluable in providing our office with essential data regarding teen violent crimes in Houston and Harris County. The data has opened the eyes of the entire general public.

CONTRIBUTED BY

The Office of Council Member Willie Davis

Houston City Council, At-Large Position 2

● FEATURED STORY · 2025



TEXAS LEGISLATURE

Supporting statewide policy conversations

GGRC partnered with legislative offices to analyze crime trends and justice system outcomes, including a comprehensive review of homicide cases involving offenders released on bond. These findings helped provide critical context for lawmakers evaluating public safety legislation and constitutional amendments aimed at strengthening accountability and improving community safety across Texas.

423

Homicide cases analyzed

70%+

Offenders known to victim

PARTNER

Senator Joan Huffman's office

● MORE STORIES FROM THE FIELD

Where the data *becomes impact.*

In 2025, GGRC research helped shape decisions in city council offices, classrooms, newsrooms, and community organizations across Houston. These are a few of the partners turning our data into change on the ground.

CITY COUNCIL

Houston City Council

GGRC partnered with Council Member Willie Davis to provide recurring analysis of violent crime trends, firearm-related offenses, and juvenile justice data — supporting evidence-based discussions about public safety challenges facing Houston communities.

PARTNER
Council Member Willie Davis

REOFFENDER TASK FORCE

Statewide public safety solutions

GGRC contributed research and crime data to Governor Greg Abbott's crime task force, supporting efforts to better understand patterns of violent reoffending across Texas with clear, data-driven analysis.

PARTNER
Governor Abbott

COMMUNITY SUPPORT

Answering a resident's call for clarity

When a community resident requested information about crime occurring at gambling facilities, GGRC analyzed 163,000+ incidents at gambling facilities, casinos, and racetracks in Harris County using FBI NIBRS data — examining patterns in both violent and non-violent offenses to provide meaningful context. Full report linked online.

COMMUNITY MEMBER
Harris County Resident

TEXAS STATE CAPITOL

"From Houston city council to the state legislature, our data keeps showing up where decisions get made."

• LOOKING AHEAD

2026 *goals.*

In 2026, the Glenda Gordy Research Center will continue making crime data accessible, transparent, and actionable for Houston. Through expanded digital products, deeper infrastructure, and broader partnerships.

01 — REACH

INCREASE COMMUNITY REACH

Expand our impact by reaching 800,000 people through website traffic and published reports.

02 — VISIBILITY

DELIVER NEW DIGITAL PRODUCTS

Launch at least three new public-facing tools or resources that improve access to public safety information.

03 — RESOURCES

EXPAND DATA INFRASTRUCTURE

Extend our Data Listener pipeline and centralized data architecture to support more Crime Stoppers programs.

04 — MAINTENANCE

STRENGTHEN PLATFORM

Increase test coverage to 60%, improve documentation, and complete security, compliance, and code reviews.

05 — SOURCES

IMPLEMENT NEW DATA SOURCES

Incorporate insights from additional law enforcement and university reporting agencies.

06 — ACCESS

OPTIMIZE DIGITAL EXPERIENCES

Improve website performance through asset optimization and core digital platform enhancements.

● OUR DONORS · 2021-2025

Made possible *by you.*

None of this work happens in a vacuum. To every individual, family, and organization who has invested in the Glenda Gordy Research Center since 2021 — thank you for believing in evidence-based public safety.

RESEARCH CHAMPION

Phillips 66

Powering GGRC's research backbone since inception.

RESEARCH TRAILBLAZER

Jill & Charlie Talisman

RESEARCH ACTIVIST

Lindsay & Scott Aronstein

RESEARCH ALLY · 9 SUPPORTERS

Marian Braun

Brian Laviage

Josh Crescenzi

Karen Selzer

Russell Molina

Pablo Franco

John Filla

Briarcroft Shopping Center

Robert and Paige Luke Family Charitable Account

PROJECT SUPPORTERS

IN-KIND & PROGRAM SUPPORT

ASTOUNDZ

Dr. Marian Zaki

Houston Christian University

Lisa Groten

Become a Crime Stoppers donor

donate.onecause.com/csoh/donate

SUPPORT →

● 2025 BUDGET

Where the *money goes.*

FY2025 TOTAL

\$365,119

Total program expenses for the Glenda Gordy Research Center in 2025.

01	Program Specialist Salaries & Benefits	\$304,388.91	83%
02	Dues & Subscriptions	\$11,172.68	3%
03	Advertising & Public Awareness	\$6,157.64	2%
04	Program Development	\$5,189.52	1%
05	Mileage / Tolls / Parking	\$2,279.77	1%
06	Supplies	\$1,900.00	1%
07	Printed Materials & Graphics	\$914.99	1%
08	Community Outreach Events	\$714.35	1%

THE TEAM

The humans *behind the numbers.*



Rania Mankarious
CEO
CENTER FOR DIGITAL INNOVATION



Nicki Wahlers
Director of Technology
CENTER FOR DIGITAL INNOVATION



Kaitlynn Doyle
Content Specialist
CENTER FOR DIGITAL INNOVATION



Leo Yerena
Full Stack Engineer
CENTER FOR DIGITAL INNOVATION



Joan Karstrom
Web Designer & Developer
CENTER FOR DIGITAL INNOVATION



Ryan Barnes
Jr. Data Engineer
CENTER FOR DIGITAL INNOVATION

SUPPORT STAFF

CRIME STOPPERS OF HOUSTON

And the wider team that supports our work.

Nichole Christoph
Chief Operating Officer

Kathy Elbert
Controller

Jenna Fondren
Chief Program Officer

Crime Stoppers is a team effort, and our success reflects the dedication and collaboration of staff across the entire organization.

• FROM THE ENTIRE GGRC TEAM

Thankyou.

Truly.

To everyone who reads our reports, shares our dashboards, partners with our team, and supports our mission — your engagement is what turns crime data into community knowledge. We are honored to do this work alongside you, and we are excited for what 2026 will bring.

LEGAL DISCLAIMER: The datasets presented in this report are strictly based on information extracted from public data sources, specifically the Harris County District Clerk (HCDC) and the Texas Department of Public Safety (TXDPS). The data does not reflect the opinions, beliefs, or perspectives of the Crime Stoppers of Houston organization or its members. Crime Stoppers of Houston disclaims any responsibility for any conclusions, decisions, or actions taken based on this data.

WEB theglendagordyresearchcenter.com

ADDRESS 3001 Main Street, Houston, TX 77002

PHONE (713) 521-4600